

Luminaire

Code KZ51004+AP90300
 Name kata metron pst spt 2x40 Dali 930 SP nro + Soft Filter

Measurement

Code FTS2400445.
 Name kata metron pst spt 2x40 Dali 930 SP nro + Soft Filter

Luminaire Flux	452 lm	Luminaire Power	9.5 W	Efficacy	47.579 lm/W	Efficiency	100.00%
Source Flux	452 lm	Maximum value	5632.00 cd/klm	Position	C=0.00 G=0.00	CG	Rotosymmetrical
Rectangular Luminaire Round Luminous Area	Length Diam.	40 mm 33 mm	Width Height	40 mm 0 mm	Height	103 mm	
Horizontal Luminous Area Emitting area on Plane 0° Emitting area on Plane 90°	0.000855 m2 0.000000 m2 0.000000 m2	Emitting area on Plane 180° Emitting area on Plane 270° Glare area at 76°	0.000000 m2 0.000000 m2 0.000207 m2				
Coordinate system	CG	Symmetry Type	Rotosymmetrical				
Date	21-06-2024	Maximum Gamma Angle	180				
Measurement Distance	0.00	Measurement Flux	452 lm				

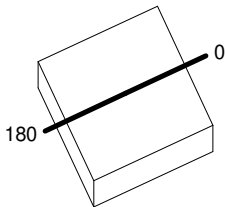
LED Flux=698lm LED Power=8.4W Eff=65% EfcLed=83lm/W EfcLum=48lm/W CCT=3000K Ra=90 R9=50 SDCM=3 L70(9k)=50000h

C.I.E. 98 100 100 100 100
 F UTE --

D DIN 5040
 B NBN

A60
 BZ 1

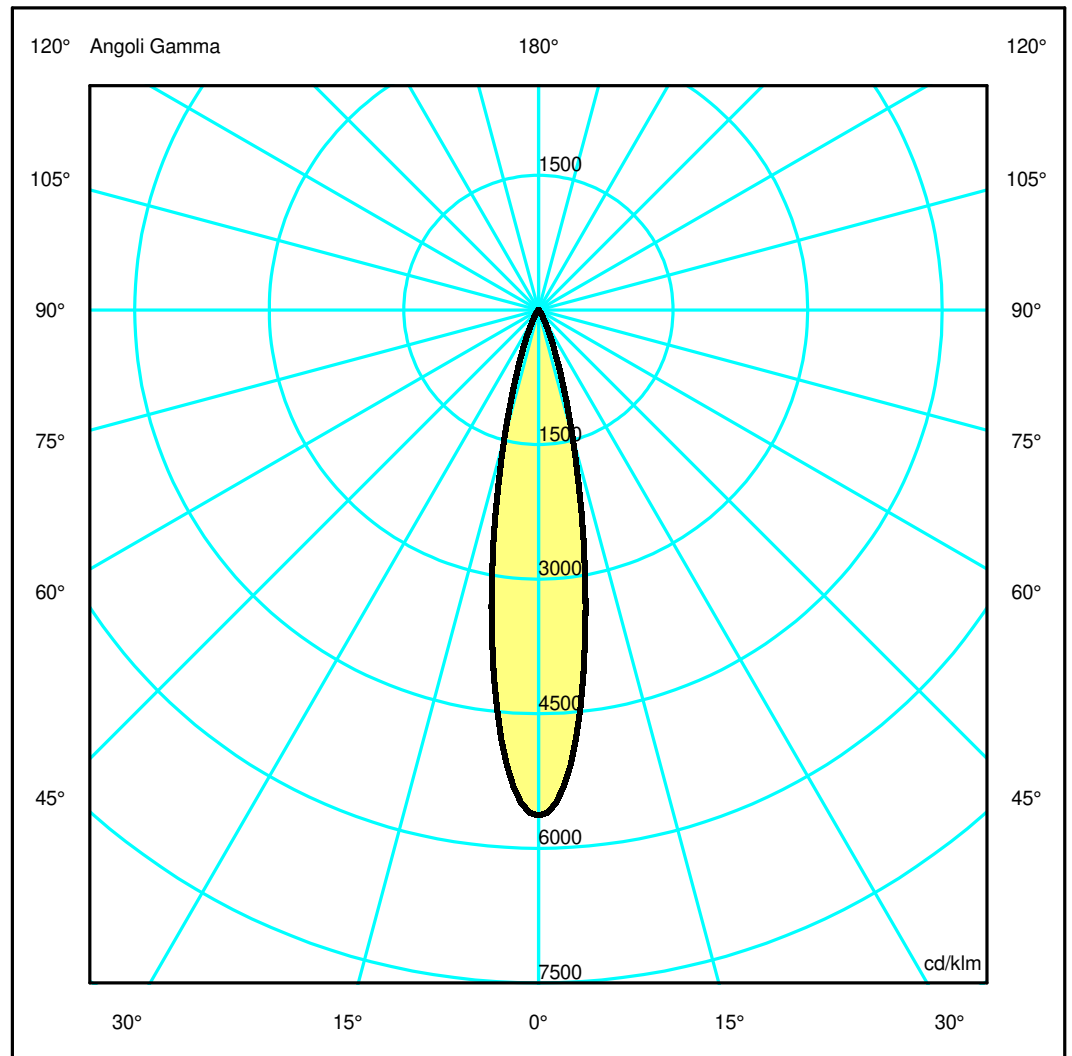
40mm x 40mm



Semipiani C

180.0 ——— 0.0

ULOR 0.00 %
 DLOR 100.00 %
 RN 0.00 %



Luminaire

Code KZ51004+AP90300
Name kata metron pst spt 2x40 Dali 930 SP nro + Soft Filter

Measurement

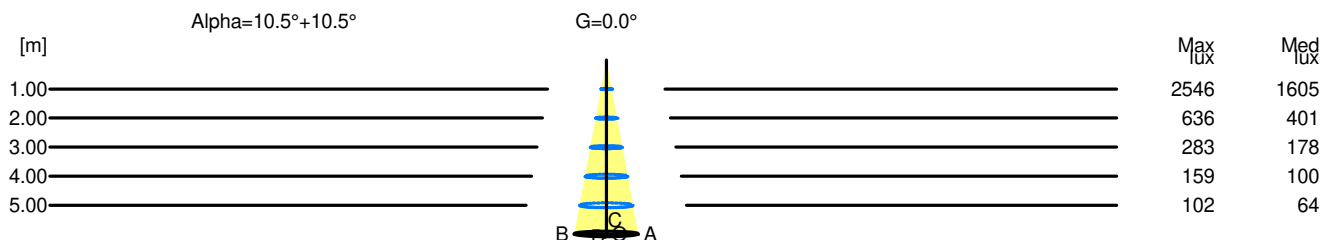
Code FTS2400445.
Name kata metron pst spt 2x40 Dali 930 SP nro + Soft Filter

Luminaire Flux	452 lm	Luminaire Power	9.5 W	Efficacy	47.579 lm/W	Efficiency	100.00%
Source Flux	452 lm	Maximum value	5632.00 cd/klm	Position	C=0.00 G=0.00	CG	Rotosymmetrical
Rectangular Luminaire Round Luminous Area	Length Diam.	40 mm 33 mm	Width Height	40 mm 0 mm	Height	103 mm	
Horizontal Luminous Area Emitting area on Plane 0° Emitting area on Plane 90°	0.000855 m2 0.000000 m2 0.000000 m2	Emitting area on Plane 180° Emitting area on Plane 270° Glare area at 76°	0.000000 m2 0.000000 m2 0.000207 m2				
Coordinate system Date Measurement Distance	CG 21-06-2024 0.00	Symmetry Type Maximum Gamma Angle Measurement Flux	Rotosymmetrical 180 452 lm				
LED Flux=698lm LED Power=8.4W Eff=65% EfcLed=83lm/W EfcLum=48lm/W CCT=3000K Ra=90 R9=50 SDCM=3 L70(9k)=50000h							
C.I.E. F UTE	98 100 100 100 100 --	D DIN 5040 B NBN	A60 BZ 1				

Width at 50.00 % of Max Intensity

H[m]	1.00	2.00	3.00	4.00	5.00	H[m]	1.00	2.00	3.00	4.00	5.00
OA	0.18	0.37	0.55	0.74	0.92	OC	0.18	0.37	0.55	0.74	0.92
OB	0.18	0.37	0.55	0.74	0.92	OD	0.18	0.37	0.55	0.74	0.92

	Luminous Intensities [cd/klm]									
	0	5	15	25	35	45	55	65	75	85
OA	2545.66	2167.45	659.86	119.49	24.56	6.59	2.34	1.28	0.63	0.24
OB	2545.66	2167.45	659.86	119.49	24.56	6.59	2.34	1.28	0.63	0.24
OC	2545.66	2167.45	659.86	119.49	24.56	6.59	2.34	1.28	0.63	0.24
OD	2545.66	2167.45	659.86	119.49	24.56	6.59	2.34	1.28	0.63	0.24



H[m]	D[m]	Max lux	Med lux	Alpha=10.5°+10.5°	G=0.0
1.00	0.37	2546	1605		
2.00	0.74	636	401		
3.00	1.11	283	178		
4.00	1.48	159	100		
5.00	1.85	102	64		