

## Luminaire

Code KZ61104+AP90300  
 Name kata metron pst pnd 2x40 Dali 930 FLnro + Soft Filter

## Measurement

Code FTS2400446.  
 Name kata metron pst pnd 2x40 Dali 930 FLnro + Soft Filter

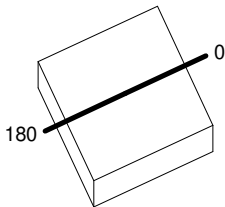
Luminaire Flux	410 lm	Luminaire Power	9.5 W	Efficacy	43.158 lm/W	Efficiency	100.00%
Source Flux	410 lm	Maximum value	3823.34 cd/klm	Position	C=0.00 G=0.00	CG	Rotosymmetrical
Rectangular Luminaire Round Luminous Area	Length Diam.	40 mm 33 mm	Width Height	40 mm 0 mm	Height	103 mm	
Horizontal Luminous Area Emitting area on Plane 0° Emitting area on Plane 90°	0.000855 m2 0.000000 m2 0.000000 m2	Emitting area on Plane 180° Emitting area on Plane 270° Glare area at 76°	0.000000 m2 0.000000 m2 0.000207 m2				
Coordinate system	CG	Symmetry Type	Rotosymmetrical				
Date	21-06-2024	Maximum Gamma Angle	180				
Measurement Distance	0.00	Measurement Flux	410 lm				

LED Flux=867lm LED Power=8W Eff=47% EfcLed=110lm/W EfcLum=43lm/W CCT=3000K Ra=90 R9=50 SDCM=2 L70(9k)=50000h

C.I.E. 97 99 100 100 100  
 F UTE --

D DIN 5040  
 B NBN  
 A60  
 BZ 1

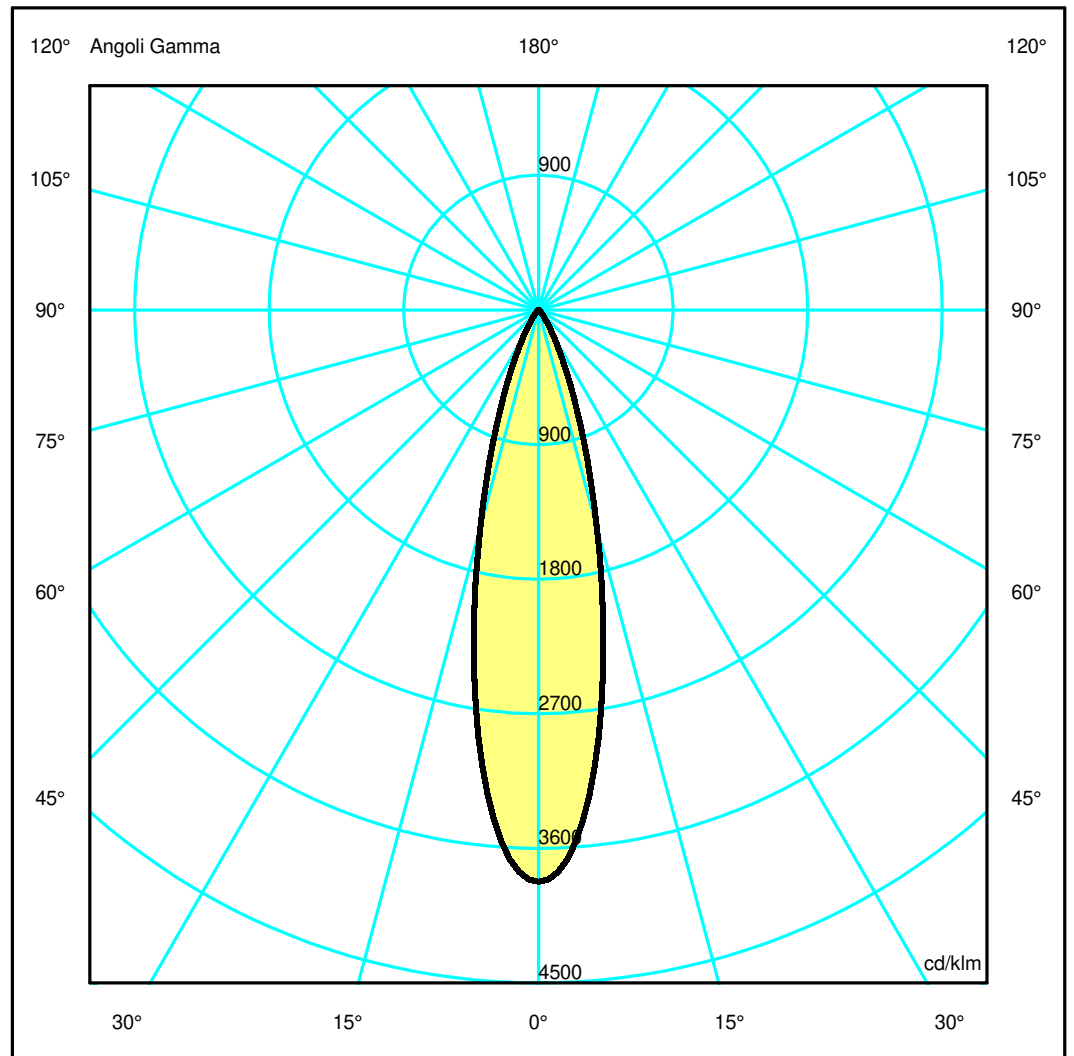
40mm x 40mm



Semipiani C

180.0 ——— 0.0

ULOR 0.00 %  
 DLOR100.00 %  
 RN 0.00 %



## Luminaire

Code KZ61104+AP90300  
Name kata metron pst pnd 2x40 Dali 930 FLnro + Soft Filter

## Measurement

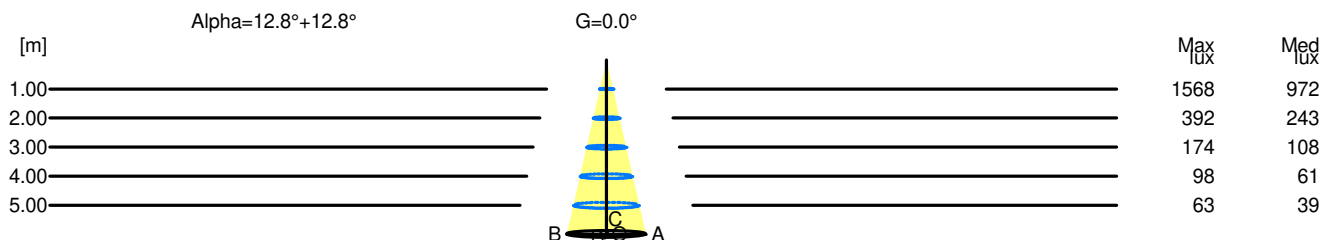
Code FTS2400446.  
Name kata metron pst pnd 2x40 Dali 930 FLnro + Soft Filter

Luminaire Flux	410 lm	Luminaire Power	9.5 W	Efficacy	43.158 lm/W	Efficiency	100.00%
Source Flux	410 lm	Maximum value	3823.34 cd/klm	Position	C=0.00 G=0.00	CG	Rotosymmetrical
Rectangular Luminaire Round Luminous Area	Length Diam.	40 mm 33 mm	Width Height	40 mm 0 mm	Height	103 mm	
Horizontal Luminous Area Emitting area on Plane 0° Emitting area on Plane 90°	0.000855 m2 0.000000 m2 0.000000 m2	Emitting area on Plane 180° Emitting area on Plane 270° Glare area at 76°	0.000000 m2 0.000000 m2 0.000207 m2				
Coordinate system Date Measurement Distance	CG 21-06-2024 0.00	Symmetry Type Maximum Gamma Angle Measurement Flux	Rotosymmetrical 180 410 lm				
LED Flux=867lm LED Power=8W Eff=47% EfcLed=110lm/W EfcLum=43lm/W CCT=3000K Ra=90 R9=50 SDCM=2 L70(9k)=50000h							
C.I.E. F UTE	97 99 100 100 100 --	D DIN 5040 B NBN	A60 BZ 1				

Width at 50.00 % of Max Intensity

H[m]	1.00	2.00	3.00	4.00	5.00	H[m]	1.00	2.00	3.00	4.00	5.00
OA	0.23	0.45	0.68	0.91	1.14	OC	0.23	0.45	0.68	0.91	1.14
OB	0.23	0.45	0.68	0.91	1.14	OD	0.23	0.45	0.68	0.91	1.14

	Luminous Intensities [ cd/klm ]									
	0	5	15	25	35	45	55	65	75	85
OA	1567.57	1403.61	618.31	168.02	37.08	8.74	2.89	1.59	0.80	0.21
OB	1567.57	1403.61	618.31	168.02	37.08	8.74	2.89	1.59	0.80	0.21
OC	1567.57	1403.61	618.31	168.02	37.08	8.74	2.89	1.59	0.80	0.21
OD	1567.57	1403.61	618.31	168.02	37.08	8.74	2.89	1.59	0.80	0.21



H[m]	D[m]	Max lux	Med lux	Alpha=12.8°+12.8°	G=0.0
1.00	0.45	1568	972		
2.00	0.91	392	243		
3.00	1.36	174	108		
4.00	1.82	98	61		
5.00	2.27	63	39		