

Luminaire

Code KZ81204+AP91200
 Name kata metron pst pnd 2x55 Dali 930 WF nro + Lens for Elliptical emission

Measurement

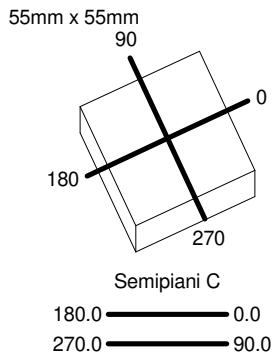
Code FTS2400378.
 Name kata metron pst pnd 2x55 Dali 930 WF nro + Lens for Elliptical emission

Luminaire Flux	1361 lm	Luminaire Power	20.0 W	Efficacy	68.050 lm/W	Efficiency	100.00%
Source Flux	1361 lm	Maximum value	2589.45 cd/klm	Position	C=0.00 G=0.00	CG	Double Symmetrical
Rectangular Luminaire Round Luminous Area	Length 55 mm Diam. 48 mm	Width 55 mm Height 0 mm		Height 130 mm			
Horizontal Luminous Area	0.001810 m ²	Emitting area on Plane 180°	0.000000 m ²	Emitting area on Plane 270°	0.000000 m ²	Emitting area on Plane 90°	0.000438 m ²
Coordinate system	CG	Symmetry Type	Double Symmetrical				
Date	20-06-2024	Maximum Gamma Angle	180				
Measurement Distance	0.00	Measurement Flux	1361 lm				

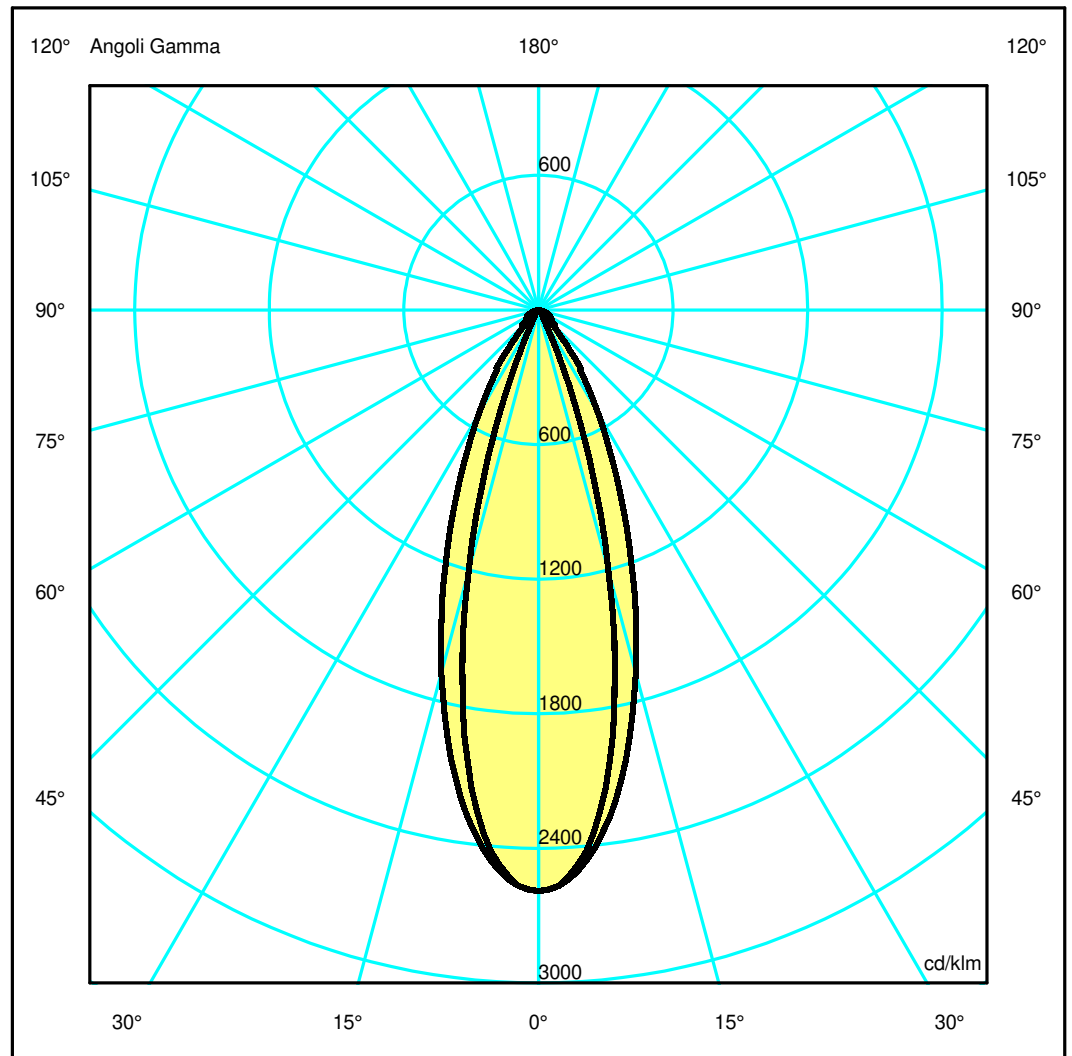
LED Flux=2539lm LED Power=18W Eff=54% EfcLed=145lm/W EfcLum=68lm/W CCT=3000K Ra=90 R9=50 SDCM=3 L70(9k)=50000h

C.I.E. 93 98 99 100 100
 F UTE 1.00 A

D DIN 5040
 B NBN
 A60
 BZ 1



ULOR 0.00 %
 DLOR 100.00 %
 RN 0.00 %



Luminaire

Code KZ81204+AP91200
Name kata metron pst pnd 2x55 Dali 930 WF nro + Lens for Elliptical emission

Measurement

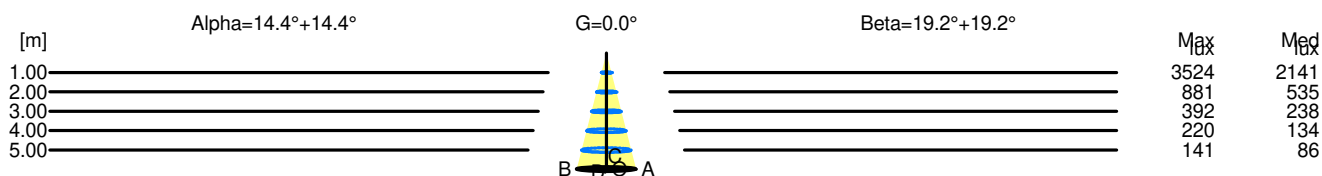
Code FTS2400378.
Name kata metron pst pnd 2x55 Dali 930 WF nro + Lens for Elliptical emission

Luminaire Flux	1361 lm	Luminaire Power	20.0 W	Efficacy	68.050 lm/W	Efficiency	100.00%
Source Flux	1361 lm	Maximum value	2589.45 cd/klm	Position	C=0.00 G=0.00	CG	Double Symmetrical
Rectangular Luminaire Round Luminous Area	Length Diam.	55 mm 48 mm	Width Height	55 mm 0 mm	Height	130 mm	
Horizontal Luminous Area Emitting area on Plane 0° Emitting area on Plane 90°	0.001810 m2 0.000000 m2 0.000000 m2	Emitting area on Plane 180° Emitting area on Plane 270° Glare area at 76°	0.000000 m2 0.000000 m2 0.000438 m2				
Coordinate system Date Measurement Distance	CG 20-06-2024 0.00	Symmetry Type Maximum Gamma Angle Measurement Flux	Double Symmetrical 180 1361 lm				
LED Flux=2539lm LED Power=18W Eff=54% EfcLed=145lm/W EfcLum=68lm/W CCT=3000K Ra=90 R9=50 SDCM=3 L70(9k)=50000h							
C.I.E. F UTE	93 98 99 100 100 1.00 A	D DIN 5040 B NBN	A60 BZ 1				

Width at 50.00 % of Max Intensity

H[m]	1.00	2.00	3.00	4.00	5.00	H[m]	1.00	2.00	3.00	4.00	5.00
OA	0.26	0.51	0.77	1.03	1.28	OC	0.35	0.70	1.04	1.39	1.74
OB	0.26	0.51	0.77	1.03	1.28	OD	0.35	0.70	1.04	1.39	1.74

	Luminous Intensities [cd/klm]									
	0	5	15	25	35	45	55	65	75	85
OA	3524.24	3299.30	1637.05	200.64	38.57	20.10	11.11	7.13	4.70	1.29
OB	3524.24	3299.30	1637.05	200.64	38.57	20.10	11.11	7.13	4.70	1.29
OC	3524.24	3351.56	2281.29	1126.57	434.38	124.69	96.02	63.38	38.64	8.09
OD	3524.24	3351.56	2281.29	1126.57	434.38	124.69	96.02	63.38	38.64	8.09



H[m]	D[m]	Max lux	Med lux	Alpha=14.4°+14.4°	G=0.0
1.00	0.51	3524	2141		
2.00	1.03	881	535		
3.00	1.54	392	238		
4.00	2.05	220	134		
5.00	2.57	141	86		

H[m]	D[m]	Max lux	Med lux	Beta=19.2°+19.2°	G=0.0
1.00	0.70	3524	2141		
2.00	1.39	881	535		
3.00	2.09	392	238		
4.00	2.78	220	134		
5.00	3.48	141	86		