

Luminaire

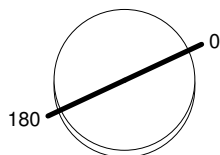
Code M0569N81+M109700+M281755
 Name CATA TIR SOFFITTO STABLE WHITE UNITA' OTTICA 4000K DIMM DALI-SWITCHDIM + OTTICA FLOOD + FILTRO ROSSO

Measuram.

Code FTS1503477
 Name CATA TIR SOFFITTO STABLE WHITE UNITA' OTTICA 4000K DIMM DALI-SWITCHDIM + OTTICA FLOOD + FILTRO ROSSO

Luminaire Flux	398.51 lm	Luminaire Power	22.00 W	Efficacy	18.11 lm/W	Efficiency	100.00%
Lamps Flux	398.51 lm	Maximum value	1092.21 cd/klm	Position	C=0.00 G=0.00	CG	Rotosymmetrical
Round Luminaire Round Luminous Area		Diam. Diam.	130 mm 75 mm	Height Height	176 mm 50 mm		
Horizontal Luminous Area Emitting area on Plane 0° Emitting area on Plane 90°		0.004418 m2 0.003750 m2 0.003750 m2		Emitting area on Plane 180° Emitting area on Plane 270° Glare area at 76°		0.003750 m2 0.003750 m2 0.004707 m2	
Coordinate system Date Measurement Distance		CG 09-10-2015 0.00		Symmetry Type Maximum Gamma Angle Measurement Flux		Rotosymmetrical 180 398.51 lm	
LED Flux=1943,3lm LED Power=17,5W Eff=21% EfcLed=111lm/W EfcLum=18lm/W L70(6K)=36000h							
C.I.E. F UTE	65 87 96 100 100 1.00 C			D DIN 5040 B NBN	A50 BZ 2 / 1.5 / BZ 3		

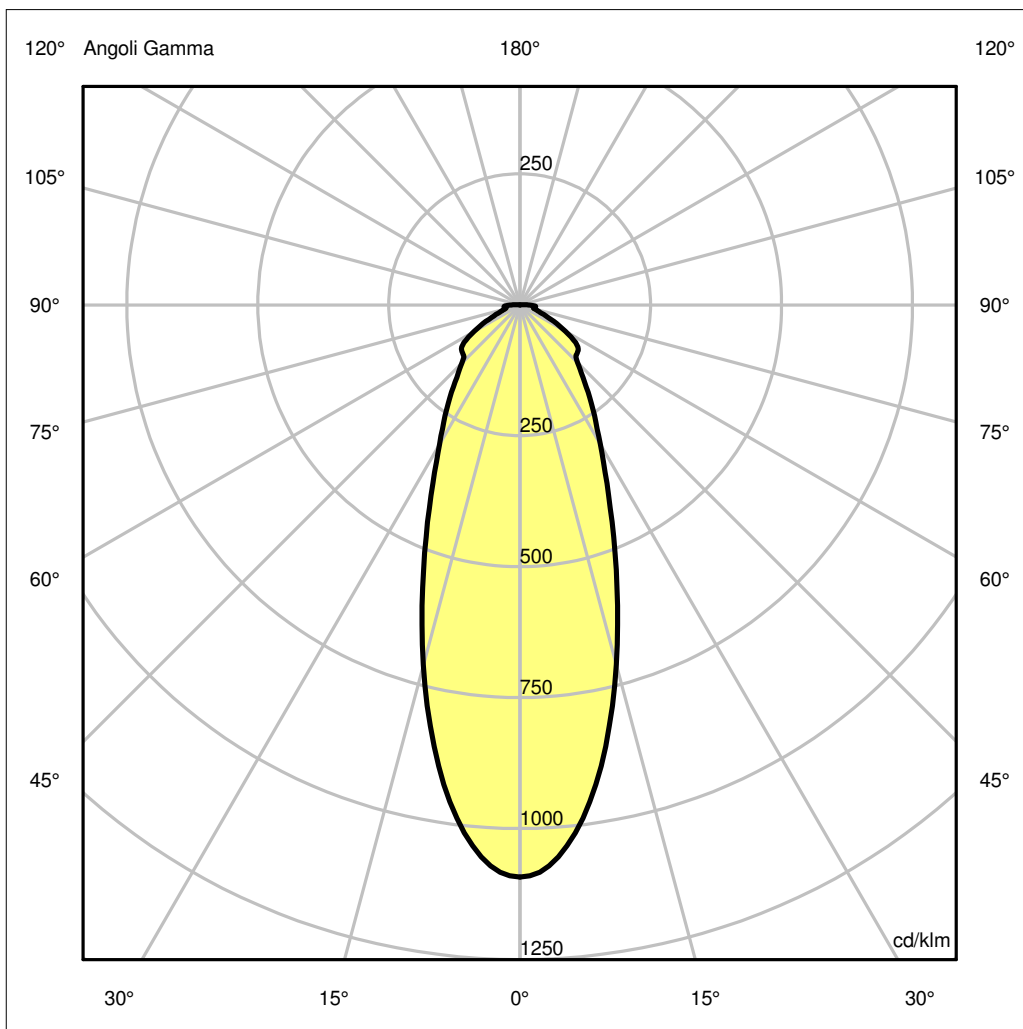
Diam=130mm



Semipiani C

180.0 ——— 0.0

ULOR 0.40 %
 DLOR 99.60 %
 RN 0.40 %



Luminaire

Code M0569N81+M109700+M281755

Name CATA TIR SOFFITTO STABLE WHITE UNITA' OTTICA 4000K DIMM DALI-SWITCHDIM + OTTICA FLOOD + FILTRO ROSSO

Measurement

Code FTS1503477

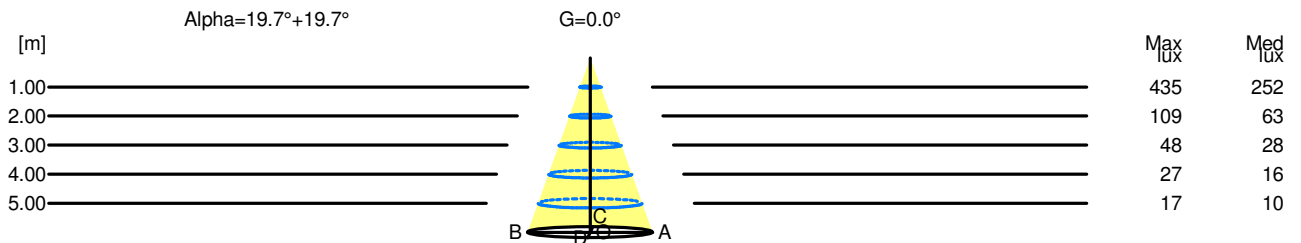
Name CATA TIR SOFFITTO STABLE WHITE UNITA' OTTICA 4000K DIMM DALI-SWITCHDIM + OTTICA FLOOD + FILTRO ROSSO

Luminaire Flux	398.51 lm	Luminaire Power	22.00 W	Efficacy	18.11 lm/W	Efficiency	100.00%
Lamps Flux	398.51 lm	Maximum value	1092.21 cd/klm	Position	C=0.00 G=0.00	CG	Rotosymmetrical
Round Luminaire Round Luminous Area		Diam. Diam.	130 mm 75 mm	Height Height	176 mm 50 mm		
Horizontal Luminous Area Emitting area on Plane 0° Emitting area on Plane 90°		0.004418 m2 0.003750 m2 0.003750 m2		Emitting area on Plane 180° Emitting area on Plane 270° Glare area at 76°		0.003750 m2 0.003750 m2 0.004707 m2	
Coordinate system Date Measurement Distance		CG 09-10-2015 0.00		Symmetry Type Maximum Gamma Angle Measurement Flux		Rotosymmetrical 180 398.51 lm	
LED Flux=1943,3lm LED Power=17,5W Eff=21% EfcLed=111lm/W EfcLum=18lm/W L70(6K)=36000h							
C.I.E. F UTE	65 87 96 100 100 1.00 C			D DIN 5040 B NBN	A50 BZ 2 / 1.5 / BZ 3		

Width at 50.00 % of Max Intensity

H[m]	1.00	2.00	3.00	4.00	5.00	H[m]	1.00	2.00	3.00	4.00	5.00
OA	0.36	0.72	1.08	1.44	1.79	OC	0.36	0.72	1.08	1.44	1.79
OB	0.36	0.72	1.08	1.44	1.79	OD	0.36	0.72	1.08	1.44	1.79

	Luminous Intensities [cd/klm]									
	0	5	15	25	35	45	55	65	75	85
OA	435.26	413.08	283.46	159.91	97.07	62.20	53.12	26.09	11.70	11.98
OB	435.26	413.08	283.46	159.91	97.07	62.20	53.12	26.09	11.70	11.98
OC	435.26	413.08	283.46	159.91	97.07	62.20	53.12	26.09	11.70	11.98
OD	435.26	413.08	283.46	159.91	97.07	62.20	53.12	26.09	11.70	11.98



H[m]	D[m]	Max lux	Med lux	Alpha=19.7°+19.7°	G=0.0
1.00	0.72	435	252		
2.00	1.44	109	63		
3.00	2.15	48	28		
4.00	2.87	27	16		
5.00	3.59	17	10		