

## Luminaire

Code M0569W81+M109500+M281755

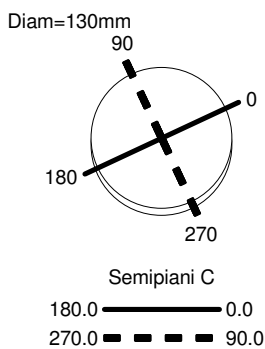
Name CATA TIR SOFFITTO STABLE WHITE UNITA' OTTICA 3000K DIMM DALI-SWITCHDIM + OTTICA ULTRA NARROW + FILTRO ROSSO

## Measurement

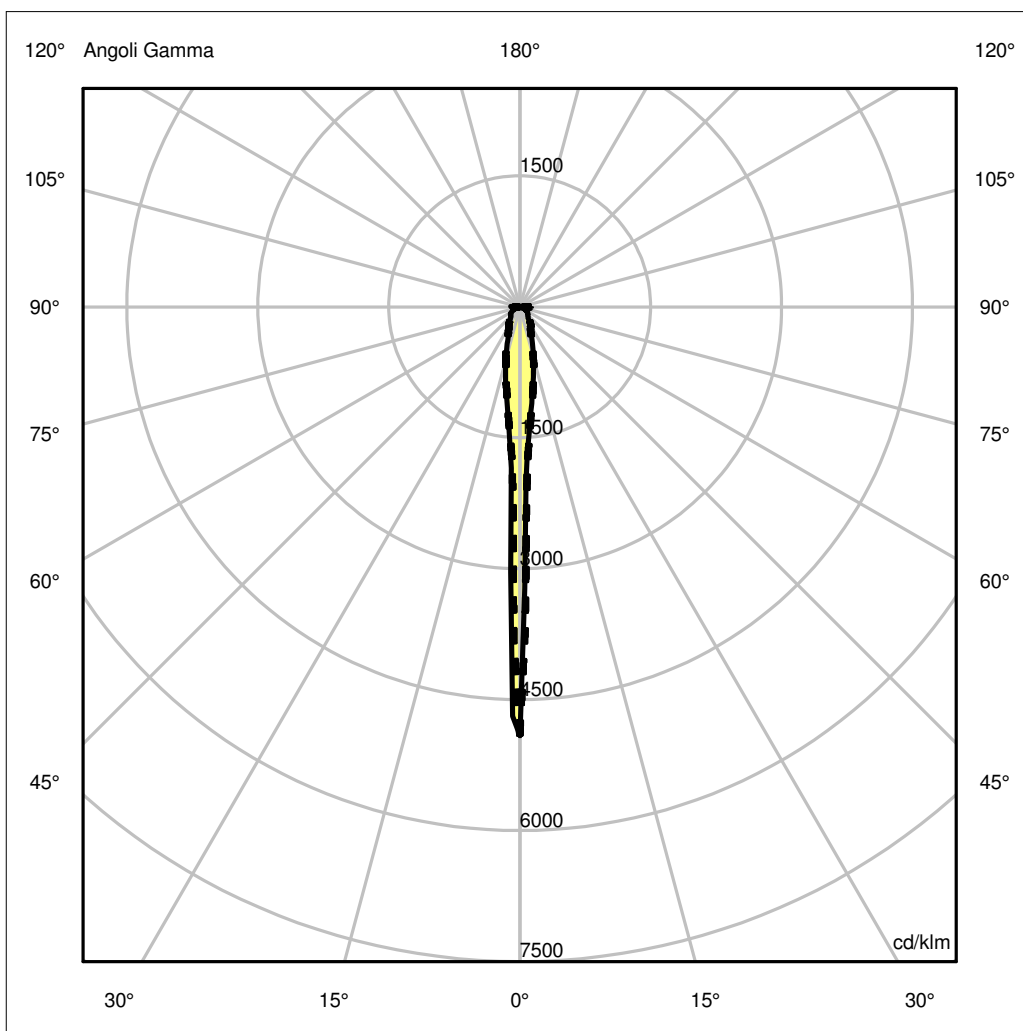
Code FTS1503479

Name CATA TIR SOFFITTO STABLE WHITE UNITA' OTTICA 3000K DIMM DALI-SWITCHDIM + OTTICA ULTRA NARROW + FILTRO ROSSO

Luminaire Flux	341.47 lm	Luminaire Power	22.00 W	Efficacy	15.52 lm/W	Efficiency	100.00%
Lamps Flux	341.47 lm	Maximum value	4912.39 cd/klm	Position	C=0.00 G=0.00	CG	Asymmetrical
Round Luminaire Round Luminous Area		Diam.	130 mm	Height	176 mm		
		Diam.	75 mm	Height	50 mm		
Horizontal Luminous Area	0.004418 m2			Emitting area on Plane 180°	0.003750 m2		
Emitting area on Plane 0°	0.003750 m2			Emitting area on Plane 270°	0.003750 m2		
Emitting area on Plane 90°	0.003750 m2			Glare area at 76°	0.004707 m2		
Coordinate system	CG			Symmetry Type	Asymmetrical		
Date	27-10-2015			Maximum Gamma Angle	180		
Measurement Distance	0.00			Measurement Flux	341.47 lm		
LED Flux=1811,5lm LED Power=17,5W Eff=19% EfcLed=104lm/W EfcLum=16lm/W L70(6K)=36000h							
C.I.E.	58 78 89 99 100			D DIN 5040	A41		
F UTE	0.99 D + 0.01 T			B NBN	BZ 2 / 0.6 / BZ 3 / 1.25 / BZ 4 / 3 / BZ 5		



ULOR 1.13 %  
DLOR 98.87 %  
RN 1.13 %



## Luminaire

Code M0569W81+M109500+M281755  
 Name CATA TIR SOFFITTO STABLE WHITE UNITA' OTTICA 3000K DIMM DALI-SWITCHDIM + OTTICA ULTRA NARROW + FILTRO ROSSO

## Measurment.

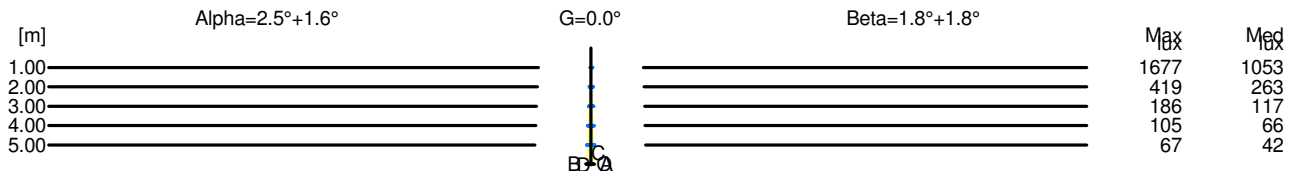
Code FTS1503479  
 Name CATA TIR SOFFITTO STABLE WHITE UNITA' OTTICA 3000K DIMM DALI-SWITCHDIM + OTTICA ULTRA NARROW + FILTRO ROSSO

Luminaire Flux	341.47 lm	Luminaire Power	22.00 W	Efficacy	15.52 lm/W	Efficiency	100.00%
Lamps Flux	341.47 lm	Maximum value	4912.39 cd/klm	Position	C=0.00 G=0.00	CG	Asymmetrical
Round Luminaire		Diam.	130 mm	Height	176 mm		
Round Luminous Area		Diam.	75 mm	Height	50 mm		
Horizontal Luminous Area	0.004418 m2			Emitting area on Plane 180°	0.003750 m2		
Emitting area on Plane 0°	0.003750 m2			Emitting area on Plane 270°	0.003750 m2		
Emitting area on Plane 90°	0.003750 m2			Glare area at 76°	0.004707 m2		
Coordinate system	CG			Symmetry Type	Asymmetrical		
Date	27-10-2015			Maximum Gamma Angle	180		
Measurement Distance	0.00			Measurement Flux	341.47 lm		
LED Flux=1811,5lm LED Power=17,5W Eff=19% EfcLed=104lm/W EfcLum=16lm/W L70(6K)=36000h							
C.I.E.	58 78 89 99 100			D DIN 5040	A41		
F UTE	0.99 D + 0.01 T			B NBN	BZ 2 / 0.6 / BZ 3 / 1.25 / BZ 4 / 3 / BZ 5		

### Width at 50.00 % of Max Intensity

H[m]	1.00	2.00	3.00	4.00	5.00	H[m]	1.00	2.00	3.00	4.00	5.00
OA	0.03	0.06	0.09	0.11	0.14	OC	0.03	0.06	0.10	0.13	0.16
OB	0.04	0.09	0.13	0.17	0.22	OD	0.03	0.06	0.10	0.13	0.16

	Luminous Intensities [ cd/klm]									
	0	5	15	25	35	45	55	65	75	85
OA	1677.43	458.85	208.24	105.24	59.97	43.97	34.89	21.21	14.52	27.28
OB	1677.43	484.02	215.35	102.42	74.49	48.93	44.45	25.55	16.70	24.42
OC	1677.43	468.36	206.06	100.04	65.64	49.45	42.97	30.20	16.51	37.02
OD	1677.43	475.13	211.32	106.19	61.77	42.18	32.99	20.89	14.20	21.03



H[m]	D[m]	Max lux	Med lux	Alpha=2.5°+1.6°	G=0.0
1.00	0.07	1677	1053		
2.00	0.14	419	263		
3.00	0.22	186	117		
4.00	0.29	105	66		
5.00	0.36	67	42		

H[m]	D[m]	Max lux	Med lux	Beta=1.8°+1.8°	G=0.0
1.00	0.06	1677	1053		
2.00	0.13	419	263		
3.00	0.19	186	117		
4.00	0.26	105	66		
5.00	0.32	67	42		