

Luminaire

Code M0671W81+M109500+M281735

Name CATA TIR SOSPENSIONE STABLE WHITE UNITA' OTTICA 3000K DIMM DALI-SWITCHDIM + OTTICA ULTRA NARROW + FILTRO BLU

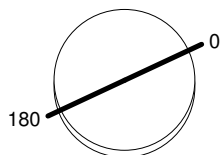
Measurerm.

Code FTS1503527

Name CATA TIR SOSPENSIONE STABLE WHITE UNITA' OTTICA 3000K DIMM DALI-SWITCHDIM + OTTICA ULTRA NARROW + FILTRO BLU

Luminaire Flux	190.75 lm	Luminaire Power	22.00 W	Efficacy	8.67 lm/W	Efficiency	100.00%
Lamps Flux	190.75 lm	Maximum value	7258.52 cd/klm	Position	C=0.00 G=0.00	CG	Rotosymmetrical
Round Luminaire Round Luminous Area	Diam. 130 mm Diam. 75 mm	Height	176 mm	Height	50 mm		
Horizontal Luminous Area Emitting area on Plane 0° Emitting area on Plane 90°	0.004418 m2 0.003750 m2 0.003750 m2	Emitting area on Plane 180° Emitting area on Plane 270° Glare area at 76°			0.003750 m2 0.003750 m2 0.004707 m2		
Coordinate system	CG	Symmetry Type				Rotosymmetrical	
Date	27-10-2015	Maximum Gamma Angle				180	
Measurement Distance	0.00	Measurement Flux				190.75 lm	
LED Flux=1811,5lm LED Power=17,5W Eff=11% EfcLed=104lm/W EfcLum=9lm/W L70(6K)=36000h							
C.I.E.	53 70 84 99 100	D DIN 5040		A41			
F UTE	0.99 D + 0.01 T	B NBN		BZ 3 / 0.8 / BZ 4 / 1.25 / BZ 5 / 4 / BZ 6			

Diam=130mm



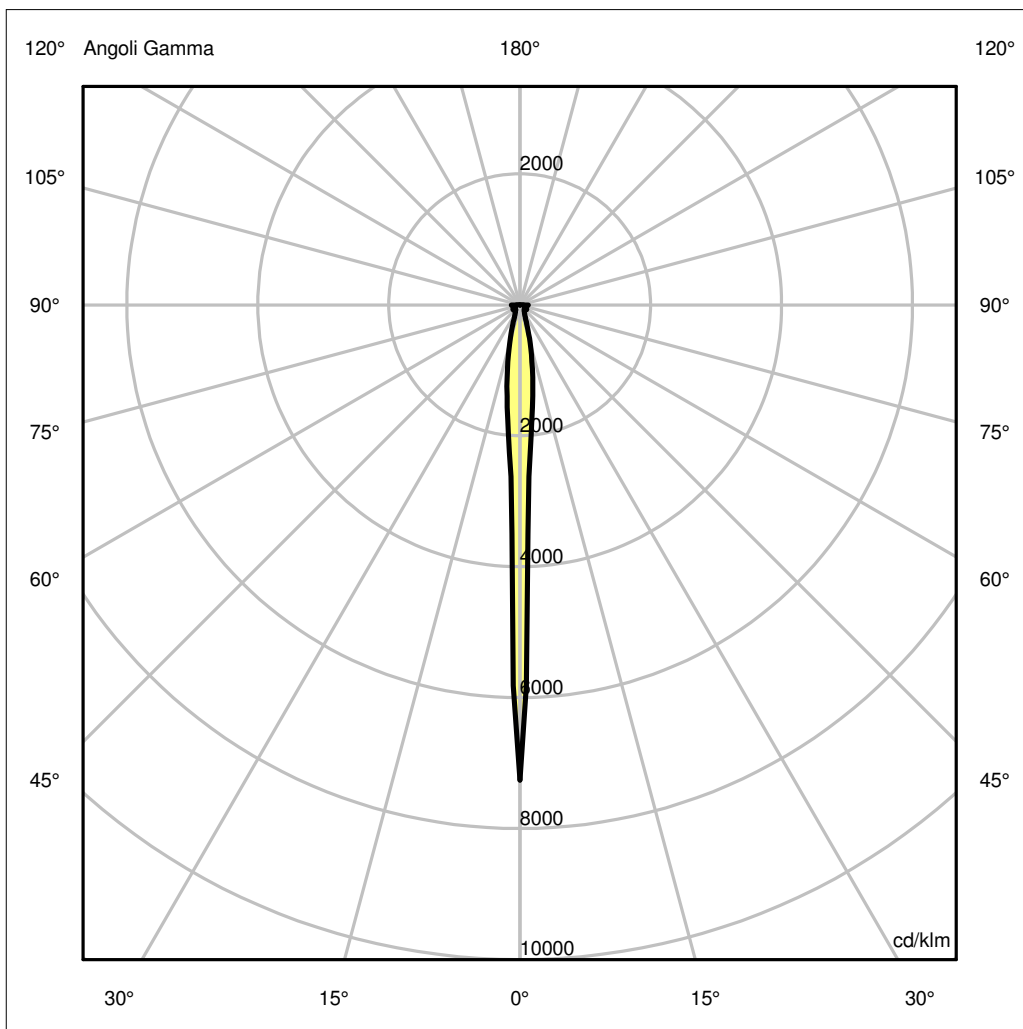
Semipiani C

180.0 ——— 0.0

ULOR 1.02 %

DLOR 98.98 %

RN 1.02 %



Luminaire

Code M0671W81+M109500+M281735

Name CATA TIR SOSPENSIONE STABLE WHITE UNITA' OTTICA 3000K DIMM DALI-SWITCHDIM + OTTICA ULTRA NARROW + FILTRO BLU

Measurement

Code FTS1503527

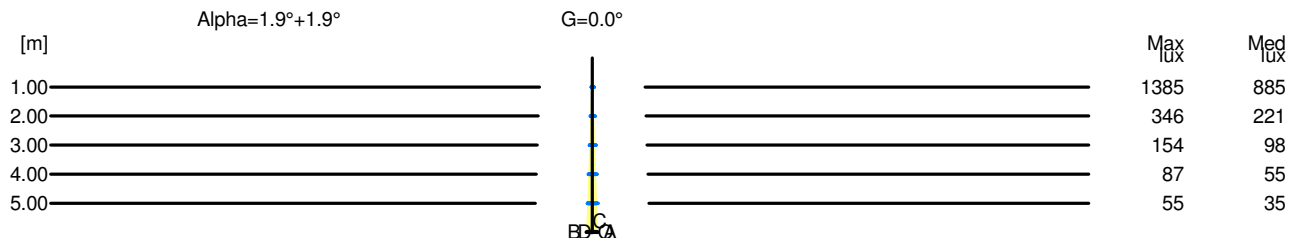
Name CATA TIR SOSPENSIONE STABLE WHITE UNITA' OTTICA 3000K DIMM DALI-SWITCHDIM + OTTICA ULTRA NARROW + FILTRO BLU

Luminaire Flux	190.75 lm	Luminaire Power	22.00 W	Efficacy	8.67 lm/W	Efficiency	100.00%
Lamps Flux	190.75 lm	Maximum value	7258.52 cd/klm	Position	C=0.00 G=0.00	CG	Rotosymmetrical
Round Luminaire		Diam.	130 mm	Height	176 mm		
Round Luminous Area		Diam.	75 mm	Height	50 mm		
Horizontal Luminous Area		0.004418 m ²		Emitting area on Plane 180°		0.003750 m ²	
Emitting area on Plane 0°		0.003750 m ²		Emitting area on Plane 270°		0.003750 m ²	
Emitting area on Plane 90°		0.003750 m ²		Glare area at 76°		0.004707 m ²	
Coordinate system		CG		Symmetry Type		Rotosymmetrical	
Date		27-10-2015		Maximum Gamma Angle		180	
Measurement Distance		0.00		Measurement Flux		190.75 lm	
LED Flux=1811,5lm LED Power=17,5W Eff=11% EfcLed=104lm/W EfcLum=9lm/W L70(6K)=36000h							
C.I.E.	53 70 84 99 100			D DIN 5040		A41	
F UTE	0.99 D + 0.01 T			B NBN		BZ 3 / 0.8 / BZ 4 / 1.25 / BZ 5 / 4 / BZ 6	

Width at 50.00 % of Max Intensity

H[m]	1.00	2.00	3.00	4.00	5.00	H[m]	1.00	2.00	3.00	4.00	5.00
OA	0.03	0.07	0.10	0.14	0.17	OC	0.03	0.07	0.10	0.14	0.17
OB	0.03	0.07	0.10	0.14	0.17	OD	0.03	0.07	0.10	0.14	0.17

	Luminous Intensities [cd/klm]									
	0	5	15	25	35	45	55	65	75	85
OA	1384.56	380.47	115.47	36.28	22.82	17.88	24.27	18.28	14.87	22.85
OB	1384.56	380.47	115.47	36.28	22.82	17.88	24.27	18.28	14.87	22.85
OC	1384.56	380.47	115.47	36.28	22.82	17.88	24.27	18.28	14.87	22.85
OD	1384.56	380.47	115.47	36.28	22.82	17.88	24.27	18.28	14.87	22.85



H[m]	D[m]	Max lux	Med lux	Alpha=1.9°+1.9°	G=0.0
1.00	0.07	1385	885		
2.00	0.14	346	221		
3.00	0.20	154	98		
4.00	0.27	87	55		
5.00	0.34	55	35		