

## Luminaire

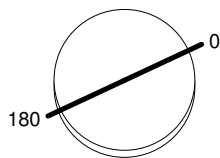
Code M0676W81+M109500  
 Name CATA TIR SOFFITTO FISSO STABLE WHITE UNITA' OTTICA 3000K DIMM DALI + OTTICA ULTRA NARROW

## Measurerm.

Code FTS1503342  
 Name CATA TIR SOFFITTO FISSO STABLE WHITE UNITA' OTTICA 3000K DIMM DALI + OTTICA ULTRA NARROW

Luminaire Flux	1445.94 lm	Luminaire Power	22.00 W	Efficacy	65.72 lm/W	Efficiency	100.00%
Lamps Flux	1445.94 lm	Maximum value	11702.97 cd/klm	Position	C=0.00 G=0.00	CG	Rotosymmetrical
Round Luminaire Round Luminous Area	Diam. 130 mm Diam. 75 mm	Height	176 mm	Height	50 mm		
Horizontal Luminous Area Emitting area on Plane 0° Emitting area on Plane 90°	0.004418 m2 0.003750 m2 0.003750 m2	Emitting area on Plane 180° Emitting area on Plane 270° Glare area at 76°			0.003750 m2 0.003750 m2 0.004707 m2		
Coordinate system	CG	Symmetry Type			Rotosymmetrical		
Date	21-10-2015	Maximum Gamma Angle			180		
Measurement Distance	0.00	Measurement Flux			1445.94 lm		
LED Flux=1811,5lm LED Power=17,5W Eff=80% EfcLed=104lm/W EfcLum=66lm/W Ra=90 SDCM=2 L70(6K)=36000h							
C.I.E.	80 90 96 100 100	D DIN 5040		A60			
F UTE	1.00 B	B NBN		BZ 1			

Diam=130mm



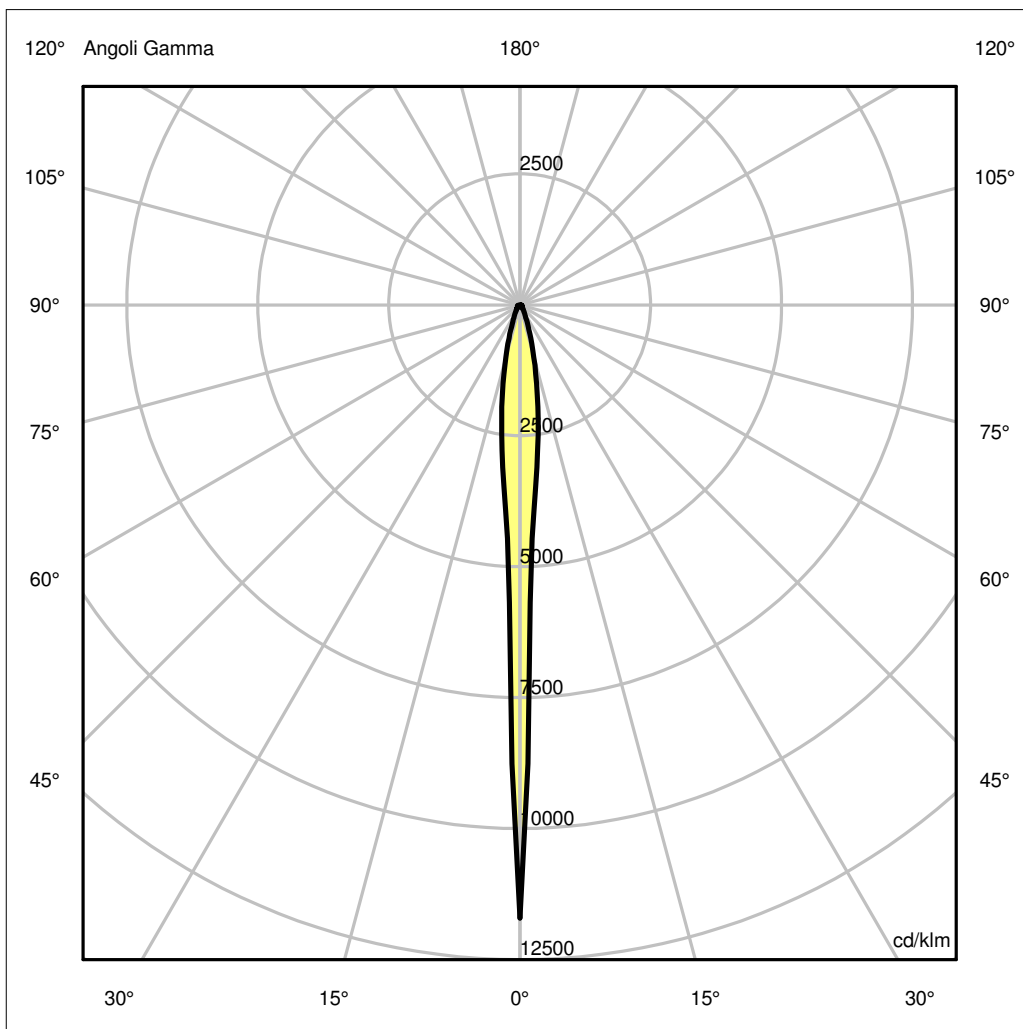
Semipiani C

180.0 ——— 0.0

ULOR 0.07 %

DLOR 99.93 %

RN 0.07 %



## Luminaire

Code M0676W81+M109500  
 Name CATA TIR SOFFITTO FISSO STABLE WHITE UNITA' OTTICA 3000K DIMM DALI + OTTICA ULTRA NARROW

## Measurement

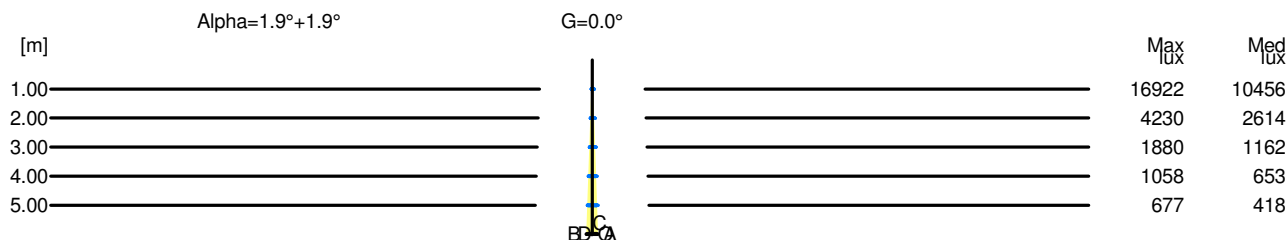
Code FTS1503342  
 Name CATA TIR SOFFITTO FISSO STABLE WHITE UNITA' OTTICA 3000K DIMM DALI + OTTICA ULTRA NARROW

Luminaire Flux	1445.94 lm	Luminaire Power	22.00 W	Efficacy	65.72 lm/W	Efficiency	100.00%
Lamps Flux	1445.94 lm	Maximum value	11702.97 cd/klm	Position	C=0.00 G=0.00	CG	Rotosymmetrical
Round Luminaire Round Luminous Area		Diam. Diam.	130 mm 75 mm	Height Height	176 mm 50 mm		
Horizontal Luminous Area Emitting area on Plane 0° Emitting area on Plane 90°		0.004418 m2 0.003750 m2 0.003750 m2		Emitting area on Plane 180° Emitting area on Plane 270° Glare area at 76°		0.003750 m2 0.003750 m2 0.004707 m2	
Coordinate system Date Measurement Distance		CG 21-10-2015 0.00		Symmetry Type Maximum Gamma Angle Measurement Flux		Rotosymmetrical 180 1445.94 lm	
LED Flux=1811,5lm LED Power=17,5W Eff=80% EfcLed=104lm/W EfcLum=66lm/W Ra=90 SDCM=2 L70(6K)=36000h							
C.I.E. F UTE	80 90 96 100 100 1.00 B			D DIN 5040 B NBN	A60 BZ 1		

### Width at 50.00 % of Max Intensity

H[m]	1.00	2.00	3.00	4.00	5.00	H[m]	1.00	2.00	3.00	4.00	5.00
OA	0.03	0.07	0.10	0.14	0.17	OC	0.03	0.07	0.10	0.14	0.17
OB	0.03	0.07	0.10	0.14	0.17	OD	0.03	0.07	0.10	0.14	0.17

	Luminous Intensities [ cd/klm]									
	0	5	15	25	35	45	55	65	75	85
OA	16921.79	5044.69	1494.19	393.45	161.25	97.73	75.96	70.53	42.31	32.64
OB	16921.79	5044.69	1494.19	393.45	161.25	97.73	75.96	70.53	42.31	32.64
OC	16921.79	5044.69	1494.19	393.45	161.25	97.73	75.96	70.53	42.31	32.64
OD	16921.79	5044.69	1494.19	393.45	161.25	97.73	75.96	70.53	42.31	32.64



H[m]	D[m]	Max lux	Med lux	Alpha=1.9°+1.9°	G=0.0
1.00	0.07	16922	10456		
2.00	0.14	4230	2614		
3.00	0.20	1880	1162		
4.00	0.27	1058	653		
5.00	0.34	677	418		