

Luminaire

Code M112520
Name Chocolate mini parete 4000K NON DIMMERABILE bianco

Measurem.

Code FTS1500580-B
Name Chocolate mini parete 4000K NON DIMMERABILE bianco

Luminaire Flux	1167 lm	Luminaire Power	17.0 W	Efficacy	68.674 lm/W	Efficiency	100.00%
Source Flux	1167 lm	Maximum value	261.32 cd/klm	Position	C=5.00 G=9.00	CG	Sym. on planes 0-180
Rectangular Luminaire		Length	585 mm	Width	250 mm	Height	50 mm
Rectangular Luminous Area		Length	585 mm	Width	100 mm	Height	10 mm
Horizontal Luminous Area		0.058500 m ²		Emitting area on Plane 180°		0.005850 m ²	
Emitting area on Plane 0°		0.005850 m ²		Emitting area on Plane 270°		0.001000 m ²	
Emitting area on Plane 90°		0.001000 m ²		Glare area at 76°		0.019829 m ²	
Coordinate system		CG		Symmetry Type		Sym. on planes 0-180	
Date		21-11-2022		Maximum Gamma Angle		180	
Measurement Distance		0.00		Measurement Flux		1167 lm	

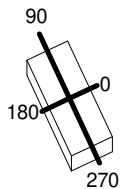
LED Flux=2123lm LED Power=12W Eff=55% EfcLed=183lm/W EfcLum=69lm/W CCT=4000K Ra=80 SDCM=3 L70(6K)=50000h

C.I.E. 51 83 95 70 100
F UTE 0.70 D + 0.30 T

D DIN 5040
B NBN

B41
BZ 4

585mm x 250mm



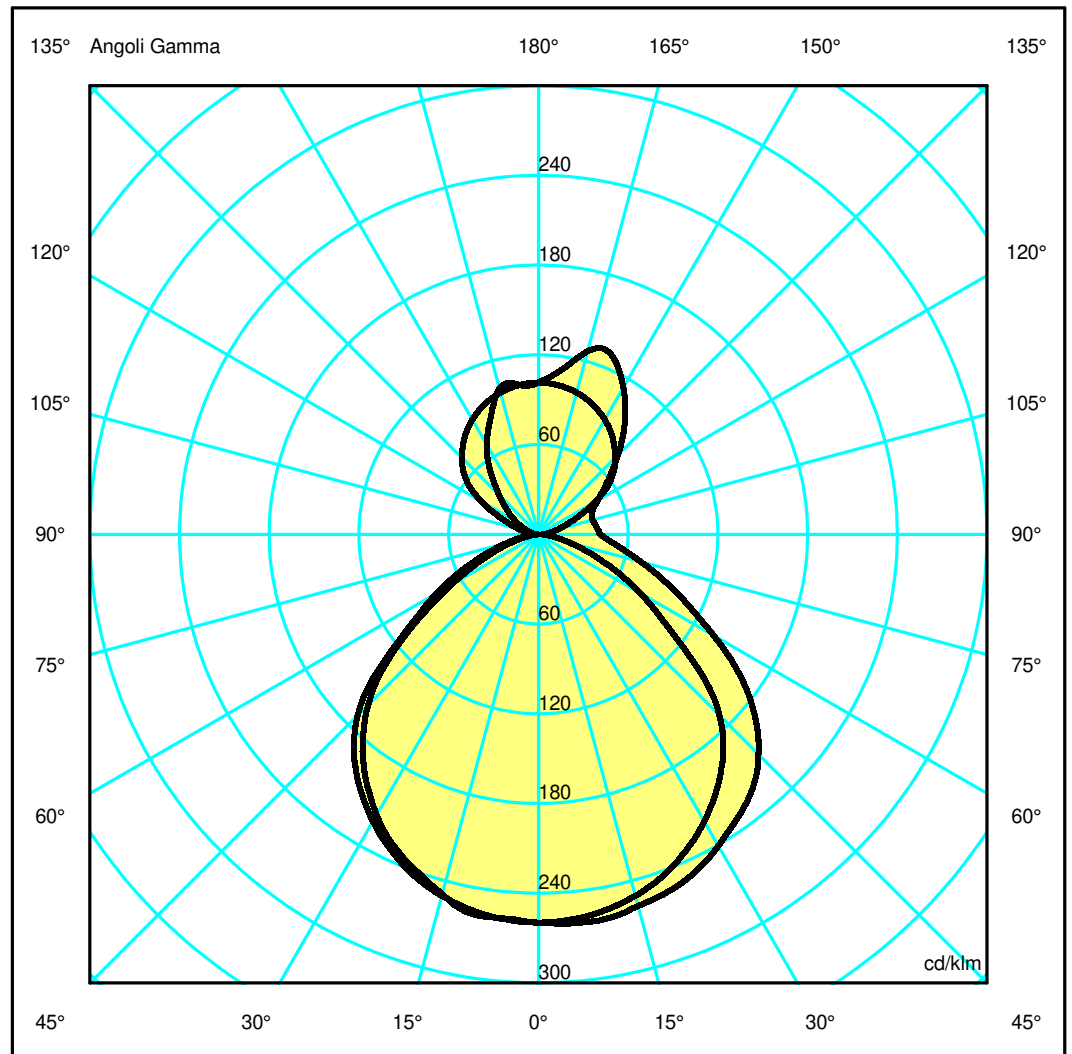
Semipiani C

180.0 ——— 0.0
270.0 ——— 90.0

ULOR 29.66 %

DLOR 70.34 %

RN 29.66 %



Luminaire

Code M112520
Name Chocolate mini parete 4000K NON DIMMERABILE bianco

Measurerm.

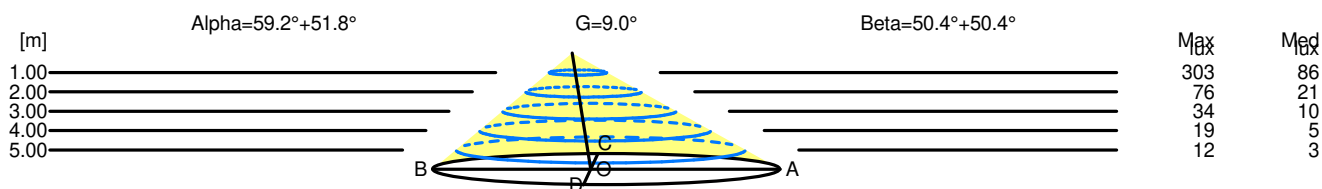
Code FTS1500580-B
Name Chocolate mini parete 4000K NON DIMMERABILE bianco

Luminaire Flux	1167 lm	Luminaire Power	17.0 W	Efficacy	68.674 lm/W	Efficiency	100.00%
Source Flux	1167 lm	Maximum value	261.32 cd/klm	Position	C=5.00 G=9.00	CG	Sym. on planes 0-180
Rectangular Luminaire		Length	585 mm	Width	250 mm	Height	50 mm
Rectangular Luminous Area		Length	585 mm	Width	100 mm	Height	10 mm
Horizontal Luminous Area		0.058500 m2		Emitting area on Plane 180°	0.005850 m2		
Emitting area on Plane 0°		0.005850 m2		Emitting area on Plane 270°	0.001000 m2		
Emitting area on Plane 90°		0.001000 m2		Glare area at 76°	0.019829 m2		
Coordinate system		CG		Symmetry Type	Sym. on planes 0-180		
Date		21-11-2022		Maximum Gamma Angle	180		
Measurement Distance		0.00		Measurement Flux	1167 lm		
LED Flux=2123lm LED Power=12W Eff=55% EfcLed=183lm/W EfcLum=69lm/W CCT=4000K Ra=80 SDCM=3 L70(6K)=50000h							
C.I.E.	51 83 95 70 100			D DIN 5040	B41		
F UTE	0.70 D + 0.30 T			B NBN	BZ 4		

Width at 50.00 % of Max Intensity

H[m]	1.00	2.00	3.00	4.00	5.00	H[m]	1.00	2.00	3.00	4.00	5.00
OA	1.63	3.26	4.89	6.52	8.15	OC	1.22	2.44	3.67	4.89	6.11
OB	1.36	2.72	4.08	5.44	6.80	OD	1.22	2.44	3.67	4.89	6.11

	Luminous Intensities [cd/klm]									
	0	5	15	25	35	45	55	65	75	85
OA	303.02	304.73	300.27	290.22	270.57	242.92	192.19	127.51	82.72	55.07
OB	303.02	300.96	290.90	268.05	234.69	188.07	113.80	52.33	18.05	2.74
OC	303.02	301.64	292.19	272.26	242.75	199.69	120.29	65.61	25.97	6.27
OD	303.02	301.64	292.19	272.26	242.75	199.69	120.29	65.61	25.97	6.27



H[m]	D[m]	Max lux	Med lux	Alpha=59.2°+51.8°	G=9.0
1.00	2.99	303	86		
2.00	5.98	76	21		
3.00	8.97	34	10		
4.00	11.96	19	5		
5.00	14.94	12	3		

H[m]	D[m]	Max lux	Med lux	Beta=50.4°+50.4°	G=0.0
1.00	2.44	303	86		
2.00	4.89	76	21		
3.00	7.33	34	10		
4.00	9.78	19	5		
5.00	12.22	12	3		