

Luminaire

Code M248021
Name TAGORA 970 SOFFI. LED DIMM. DALI 3000K BEIGE/BIANCO

Measurem.

Code FTS2300135
Name TAGORA 970 SOFFI. LED DIMM. DALI 3000K BEIGE/BIANCO

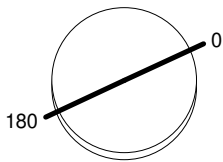
Luminaire Flux	6630 lm	Luminaire Power	84.0 W	Efficacy	78.923 lm/W	Efficiency	100.00%
Source Flux	6630 lm	Maximum value	368.66 cd/klm	Position	C=0.00 G=0.00	CG	Rotosymmetrical
Round Luminaire		Diam.	970 mm	Height	235 mm		
Round Luminous Area		Diam.	830 mm	Height	0 mm		
Horizontal Luminous Area			0.541061 m2	Emitting area on Plane 180°			0.000000 m2
Emitting area on Plane 0°			0.000000 m2	Emitting area on Plane 270°			0.000000 m2
Emitting area on Plane 90°			0.000000 m2	Glare area at 76°			0.130894 m2
Coordinate system		CG		Symmetry Type			Rotosymmetrical
Date		30-05-2022		Maximum Gamma Angle			180
Measurement Distance		0.00		Measurement Flux			6630 lm

LED Flux=12819lm LED Power=74W Eff=52% EfcLed=173lm/W EfcLum=79lm/W CCT=3000K Ra=80 SDCM=3 L70(6K)=70000h

C.I.E. 49 82 97 100 100
F UTE 1.00 E

D DIN 5040 A30
B NBN BZ 4

Diam=970mm



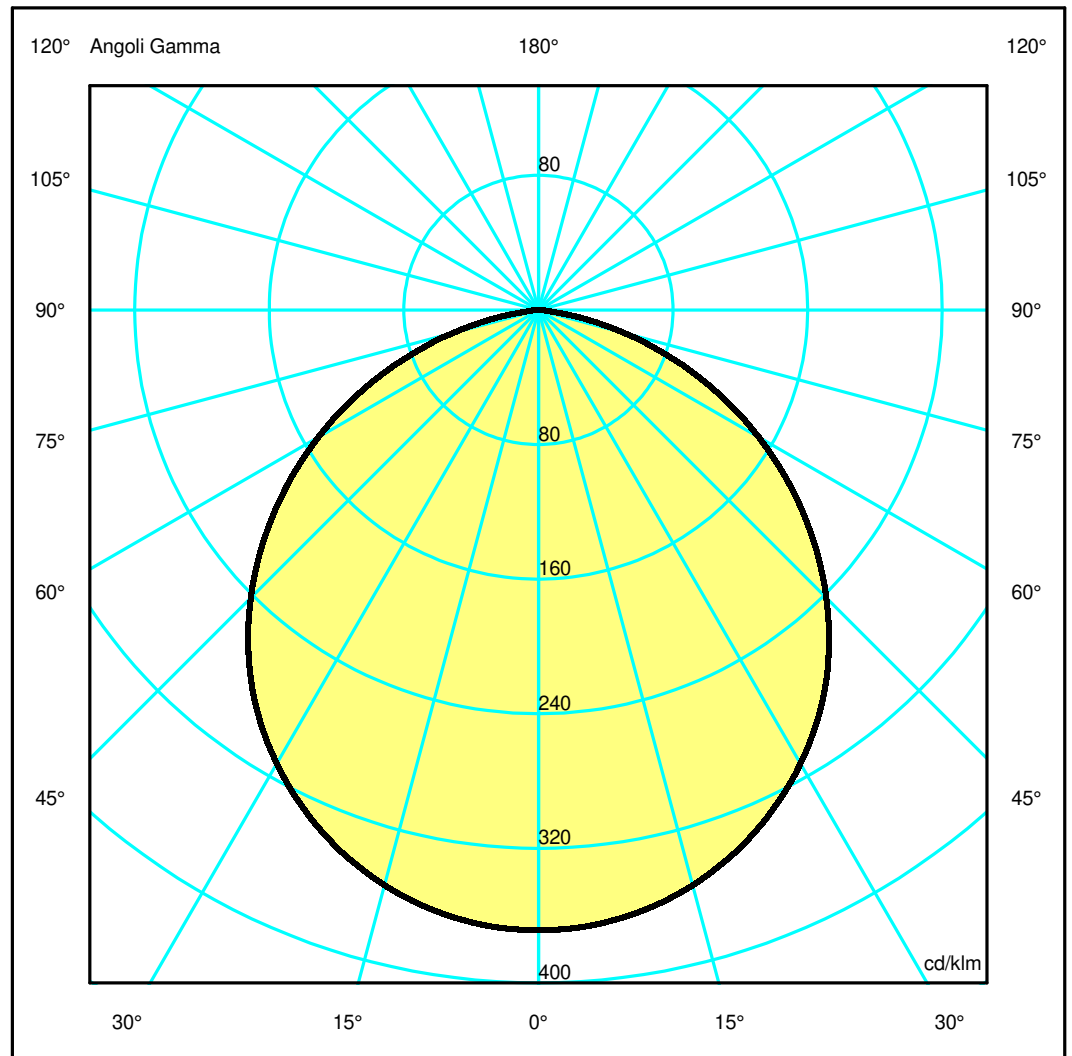
Semipiani C

180.0 ——— 0.0

ULOR 0.01 %

DLOR 99.99 %

RN 0.01 %



Luminaire

Code M248021
Name TAGORA 970 SOFFI. LED DIMM. DALI 3000K BEIGE/BIANCO

Measurem.

Code FTS2300135
Name TAGORA 970 SOFFI. LED DIMM. DALI 3000K BEIGE/BIANCO

Luminaire Flux	6630 lm	Luminaire Power	84.0 W	Efficacy	78.923 lm/W	Efficiency	100.00%
Source Flux	6630 lm	Maximum value	368.66 cd/klm	Position	C=0.00 G=0.00	CG	Rotosymmetrical
Round Luminaire		Diam.	970 mm	Height	235 mm		
Round Luminous Area		Diam.	830 mm	Height	0 mm		
Horizontal Luminous Area		0.541061 m2		Emitting area on Plane 180°		0.000000 m2	
Emitting area on Plane 0°		0.000000 m2		Emitting area on Plane 270°		0.000000 m2	
Emitting area on Plane 90°		0.000000 m2		Glare area at 76°		0.130894 m2	
Coordinate system		CG		Symmetry Type		Rotosymmetrical	
Date		30-05-2022		Maximum Gamma Angle		180	
Measurement Distance		0.00		Measurement Flux		6630 lm	

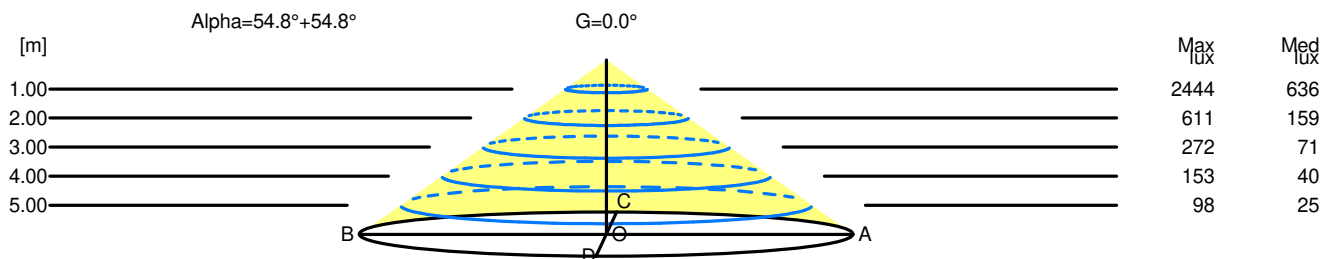
LED Flux=12819lm LED Power=74W Eff=52% EfcLed=173lm/W EfcLum=79lm/W CCT=3000K Ra=80 SDCM=3 L70(6K)=70000h

C.I.E.	49 82 97 100 100	D DIN 5040	A30
F UTE	1.00 E	B NBN	BZ 4

Width at 50.00 % of Max Intensity

H[m]	1.00	2.00	3.00	4.00	5.00	H[m]	1.00	2.00	3.00	4.00	5.00
OA	1.42	2.83	4.25	5.67	7.08	OC	1.42	2.83	4.25	5.67	7.08
OB	1.42	2.83	4.25	5.67	7.08	OD	1.42	2.83	4.25	5.67	7.08

	Luminous Intensities [cd/klm]									
	0	5	15	25	35	45	55	65	75	85
OA	2444.02	2433.11	2346.26	2176.94	1932.08	1603.78	1212.90	785.31	352.88	36.89
OB	2444.02	2433.11	2346.26	2176.94	1932.08	1603.78	1212.90	785.31	352.88	36.89
OC	2444.02	2433.11	2346.26	2176.94	1932.08	1603.78	1212.90	785.31	352.88	36.89
OD	2444.02	2433.11	2346.26	2176.94	1932.08	1603.78	1212.90	785.31	352.88	36.89



H[m]	D[m]	Max lux	Med lux	Alpha=54.8°+54.8°	G=0.0
1.00	2.83	2444	636		
2.00	5.67	611	159		
3.00	8.50	272	71		
4.00	11.33	153	40		
5.00	14.17	98	25		