

Luminaire

Code M248131
Name TAGORA 970 SOFFITTO LED DIMMERABILE DALI 4000K NERO/BLU

Measurement

Code FTS1502652-B
Name TAGORA 970 SOFFITTO LED DIMMERABILE DALI 4000K NERO/BLU

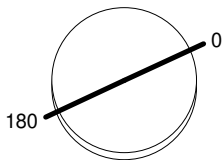
Luminaire Flux	6260 lm	Luminaire Power	84.0 W	Efficacy	74.524 lm/W	Efficiency	100.00%
Source Flux	6260 lm	Maximum value	375.74 cd/klm	Position	C=0.00 G=0.00	CG	Rotosymmetrical
Round Luminaire		Diam.	970 mm	Height	235 mm		
Round Luminous Area		Diam.	830 mm	Height	0 mm		
Horizontal Luminous Area			0.541061 m2	Emitting area on Plane 180°			0.000000 m2
Emitting area on Plane 0°			0.000000 m2	Emitting area on Plane 270°			0.000000 m2
Emitting area on Plane 90°			0.000000 m2	Glare area at 76°			0.130894 m2
Coordinate system		CG		Symmetry Type			Rotosymmetrical
Date		31-05-2022		Maximum Gamma Angle			180
Measurement Distance		0.00		Measurement Flux			6260 lm

LED Flux=13432lm LED Power=74W Eff=47% EfcLed=181lm/W EfcLum=75lm/W CCT=4000K Ra=80 SDCM=3 L70(6K)=70000h

C.I.E. 50 83 98 100 100
F UTE 1.00 E

D DIN 5040 A30
B NBN BZ 4

Diam=970mm



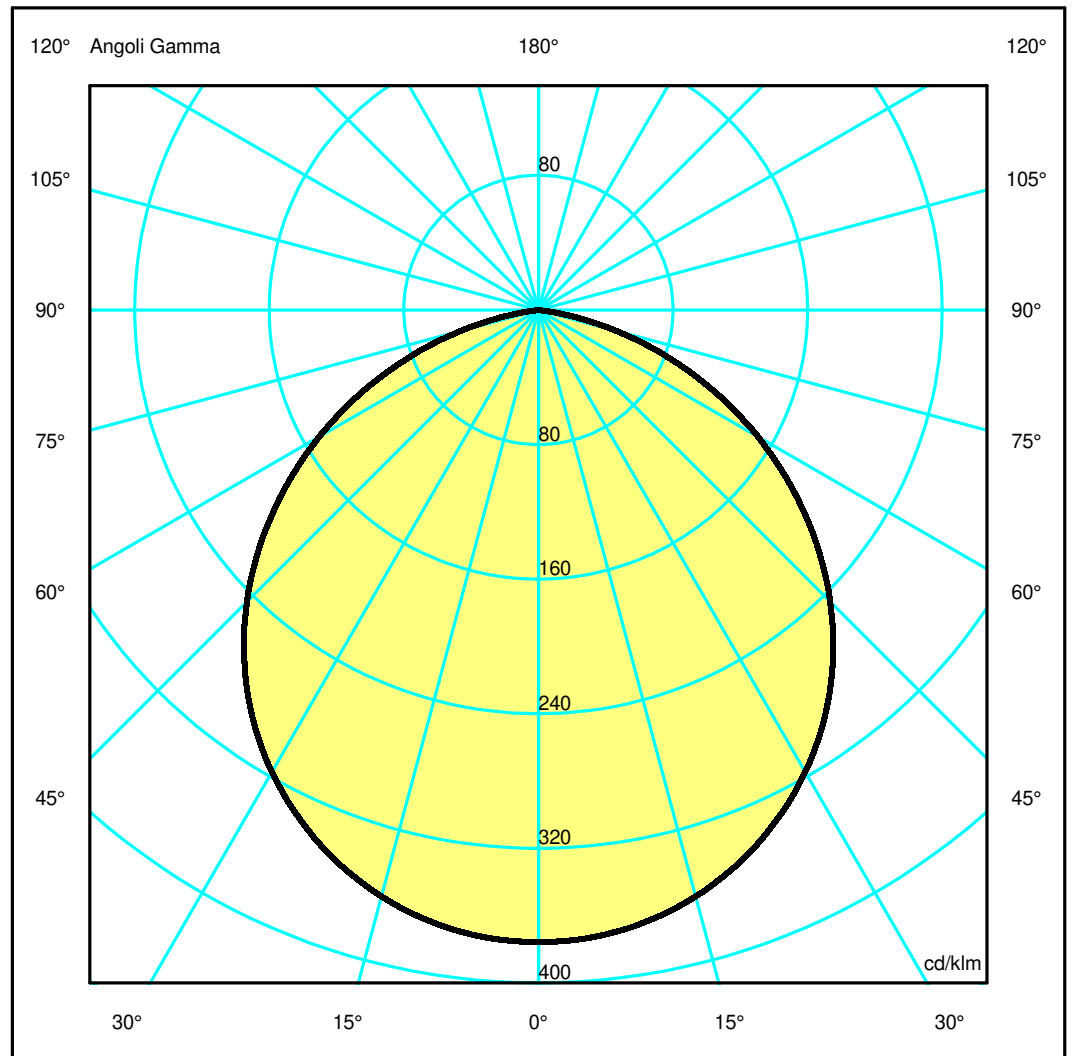
Semipiani C

180.0 ——— 0.0

ULOR 0.01 %

DLOR 99.99 %

RN 0.01 %



Luminaire

Code M248131
Name TAGORA 970 SOFFITTO LED DIMMERABILE DALI 4000K NERO/BLU

Measurerm.

Code FTS1502652-B
Name TAGORA 970 SOFFITTO LED DIMMERABILE DALI 4000K NERO/BLU

Luminaire Flux	6260 lm	Luminaire Power	84.0 W	Efficacy	74.524 lm/W	Efficiency	100.00%
Source Flux	6260 lm	Maximum value	375.74 cd/klm	Position	C=0.00 G=0.00	CG	Rotosymmetrical
Round Luminaire		Diam.	970 mm	Height	235 mm		
Round Luminous Area		Diam.	830 mm	Height	0 mm		
Horizontal Luminous Area		0.541061 m2		Emitting area on Plane 180°		0.000000 m2	
Emitting area on Plane 0°		0.000000 m2		Emitting area on Plane 270°		0.000000 m2	
Emitting area on Plane 90°		0.000000 m2		Glare area at 76°		0.130894 m2	
Coordinate system		CG		Symmetry Type		Rotosymmetrical	
Date		31-05-2022		Maximum Gamma Angle		180	
Measurement Distance		0.00		Measurement Flux		6260 lm	

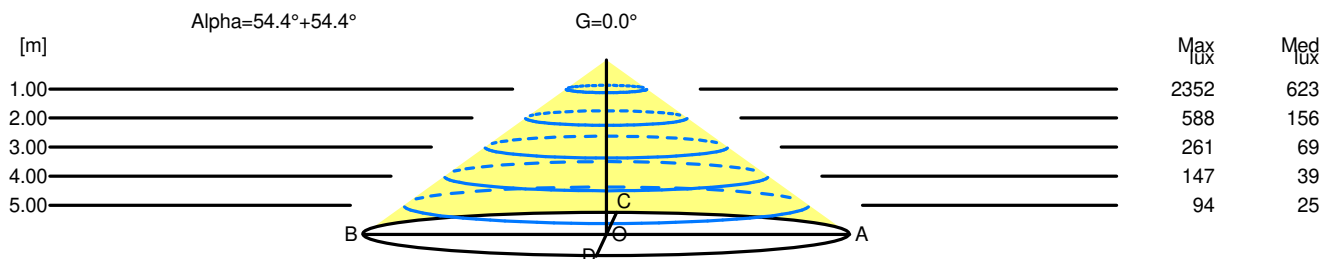
LED Flux=13432lm LED Power=74W Eff=47% EfcLed=181lm/W EfcLum=75lm/W CCT=4000K Ra=80 SDCM=3 L70(6K)=70000h

C.I.E.	50 83 98 100 100	D DIN 5040	A30
F UTE	1.00 E	B NBN	BZ 4

Width at 50.00 % of Max Intensity

H[m]	1.00	2.00	3.00	4.00	5.00	H[m]	1.00	2.00	3.00	4.00	5.00
OA	1.39	2.79	4.18	5.58	6.97	OC	1.39	2.79	4.18	5.58	6.97
OB	1.39	2.79	4.18	5.58	6.97	OD	1.39	2.79	4.18	5.58	6.97

	Luminous Intensities [cd/klm]									
	0	5	15	25	35	45	55	65	75	85
OA	2352.11	2341.69	2258.65	2094.96	1854.44	1534.70	1149.98	727.50	301.72	8.45
OB	2352.11	2341.69	2258.65	2094.96	1854.44	1534.70	1149.98	727.50	301.72	8.45
OC	2352.11	2341.69	2258.65	2094.96	1854.44	1534.70	1149.98	727.50	301.72	8.45
OD	2352.11	2341.69	2258.65	2094.96	1854.44	1534.70	1149.98	727.50	301.72	8.45



H[m]	D[m]	Max lux	Med lux	Alpha=54.4°+54.4°	G=0.0
1.00	2.79	2352	623		
2.00	5.58	588	156		
3.00	8.37	261	69		
4.00	11.16	147	39		
5.00	13.95	94	25		