

Luminaire

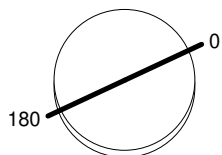
Code M250741
Name TAGORA 270 INCASSO LED wide flood 4000K VERDE

Measurem.

Code FTS1502680
Name TAGORA 270 INCASSO LED wide flood 4000K VERDE

Luminaire Flux	1744.03 lm	Luminaire Power	34.00 W	Efficacy	51.29 lm/W	Efficiency	100.00%
Lamps Flux	1744.03 lm	Maximum value	3226.59 cd/klm	Position	C=0.00 G=0.00	CG	Rotosymmetrical
Round Luminaire Round Luminous Area	Diam. 270 mm Diam. 100 mm	Height	330 mm	Height	0 mm		
Horizontal Luminous Area Emitting area on Plane 0° Emitting area on Plane 90°	0.007854 m2 0.000000 m2 0.000000 m2	Emitting area on Plane 180° Emitting area on Plane 270° Glare area at 76°	0.000000 m2 0.000000 m2 0.001900 m2				
Coordinate system	CG	Symmetry Type	Rotosymmetrical				
Date	17-06-2015	Maximum Gamma Angle	180				
Measurement Distance	0.00	Measurement Flux	1744.03 lm				
LED Flux=4054lm LED Power=31W Eff=43% EfcLed=131lm/W EfcLum=51lm/W CCT=4000 Ra=90 SDCM=1 L70(6K)=50000h							
C.I.E.	99 100 100 100 100	D DIN 5040	A60				
F UTE	--	B NBN	BZ 1				

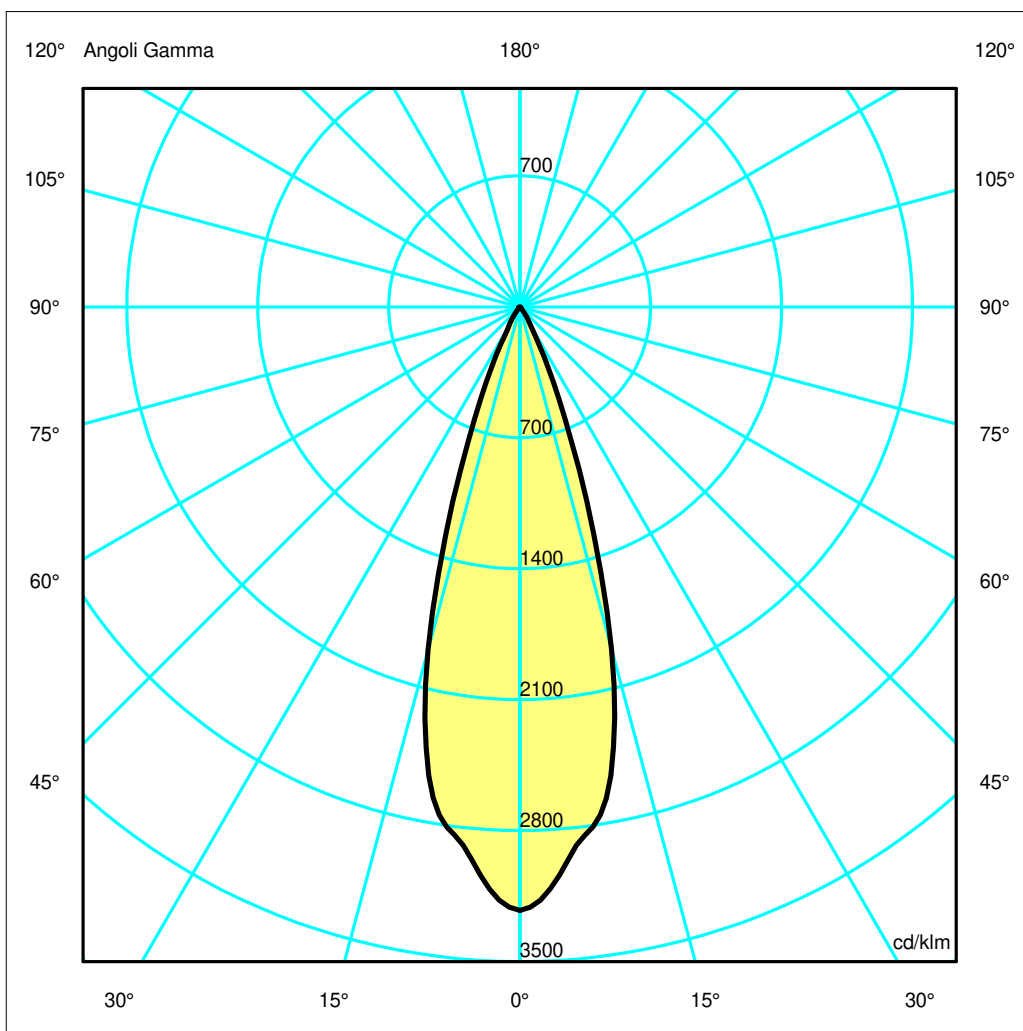
Diam=270mm



Semipiani C

180.0 ——— 0.0

ULOR 0.00 %
DLOR 100.00 %
RN 0.00 %



Luminaire

Code M250741
Name TAGORA 270 INCASSO LED wide flood 4000K VERDE

Measurerm.

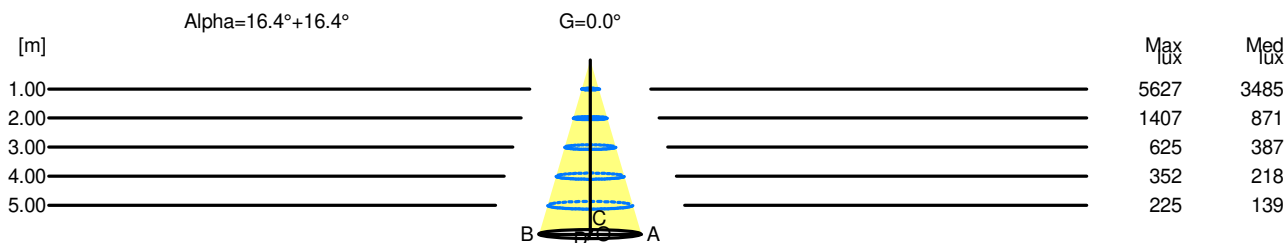
Code FTS1502680
Name TAGORA 270 INCASSO LED wide flood 4000K VERDE

Luminaire Flux	1744.03 lm	Luminaire Power	34.00 W	Efficacy	51.29 lm/W	Efficiency	100.00%
Lamps Flux	1744.03 lm	Maximum value	3226.59 cd/klm	Position	C=0.00 G=0.00	CG	Rotosymmetrical
Round Luminaire		Diam.	270 mm	Height	330 mm		
Round Luminous Area		Diam.	100 mm	Height	0 mm		
Horizontal Luminous Area	0.007854 m2			Emitting area on Plane 180°		0.000000 m2	
Emitting area on Plane 0°	0.000000 m2			Emitting area on Plane 270°		0.000000 m2	
Emitting area on Plane 90°	0.000000 m2			Glare area at 76°		0.001900 m2	
Coordinate system	CG			Symmetry Type		Rotosymmetrical	
Date	17-06-2015			Maximum Gamma Angle		180	
Measurement Distance	0.00			Measurement Flux		1744.03 lm	
LED Flux=4054lm LED Power=31W Eff=43% EfcLed=131lm/W EfcLum=51lm/W CCT=4000 Ra=90 SDCM=1 L70(6K)=50000h							
C.I.E.	99 100 100 100 100			D DIN 5040	A60		
F UTE	--			B NBN	BZ 1		

Width at 50.00 % of Max Intensity

H[m]	1.00	2.00	3.00	4.00	5.00	H[m]	1.00	2.00	3.00	4.00	5.00
OA	0.29	0.59	0.88	1.18	1.47	OC	0.29	0.59	0.88	1.18	1.47
OB	0.29	0.59	0.88	1.18	1.47	OD	0.29	0.59	0.88	1.18	1.47

	Luminous Intensities [cd/klm]									
	0	5	15	25	35	45	55	65	75	85
OA	5627.27	5172.80	3304.11	633.75	86.17	13.65	8.42	4.68	2.32	0.77
OB	5627.27	5172.80	3304.11	633.75	86.17	13.65	8.42	4.68	2.32	0.77
OC	5627.27	5172.80	3304.11	633.75	86.17	13.65	8.42	4.68	2.32	0.77
OD	5627.27	5172.80	3304.11	633.75	86.17	13.65	8.42	4.68	2.32	0.77



H[m]	D[m]	Max lux	Med lux	Alpha=16.4°+16.4°	G=0.0
1.00	0.59	5627	3485		
2.00	1.18	1407	871		
3.00	1.76	625	387		
4.00	2.35	352	218		
5.00	2.94	225	139		