

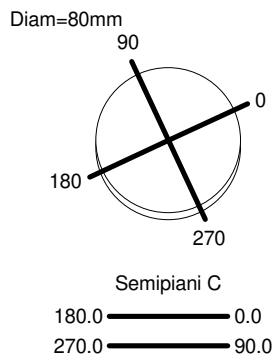
Luminaire

Code M251025_30°
Name EVERYT 80 RD OR LED 3000K 2X9° B/B_30°

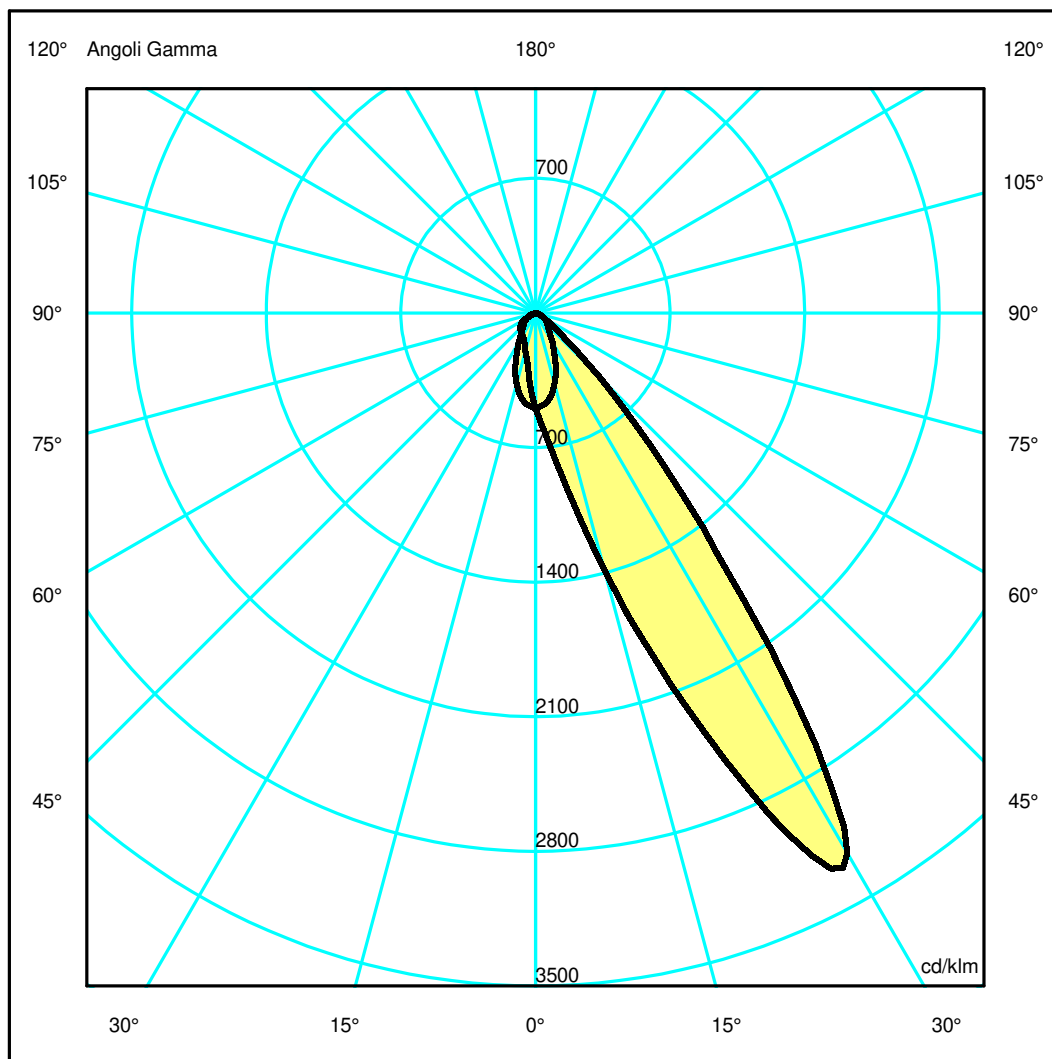
Measurum.

Code FTS2400192.
Name EVERYT 80 RD OR LED 3000K 2X9° B/B_30°

Luminaire Flux	1053 lm	Luminaire Power	10.0 W	Efficacy	105.300 lm/W	Efficiency	100.00%
Source Flux	1053 lm	Maximum value	3298.07 cd/klm	Position	C=0.00 G=29.00	CG	Sym. on planes 0-180
Round Luminaire		Diam.	80 mm	Height	115 mm		
Round Luminous Area		Diam.	60 mm	Height	0 mm		
Horizontal Luminous Area			0.002827 m ²	Emitting area on Plane 180°			0.000000 m ²
Emitting area on Plane 0°			0.000000 m ²	Emitting area on Plane 270°			0.000000 m ²
Emitting area on Plane 90°			0.000000 m ²	Glare area at 76°			0.000684 m ²
Coordinate system		CG		Symmetry Type		Sym. on planes 0-180	
Date		20-05-2024		Maximum Gamma Angle		180	
Measurement Distance		0.00		Measurement Flux		1053 lm	
LED Flux=1556lm LED Power=10W Eff=68% EfcLed=156lm/W EfcLum=105lm/W CCT=3000K Ra=90 R9=50 SDCM=3 L70(9k)=50000h							
C.I.E.	79 95 99 100 100			D DIN 5040	A60		
F UTE	1.00 B			B NBN	BZ 2 / 0.6 / BZ 1 / 4 / BZ 2		



ULOR 0.10 %
DLOR 99.90 %
RN 0.10 %



Luminaire

Code M251025_30°
Name EVERYT 80 RD OR LED 3000K 2X9° B/B_30°

Measurerm.

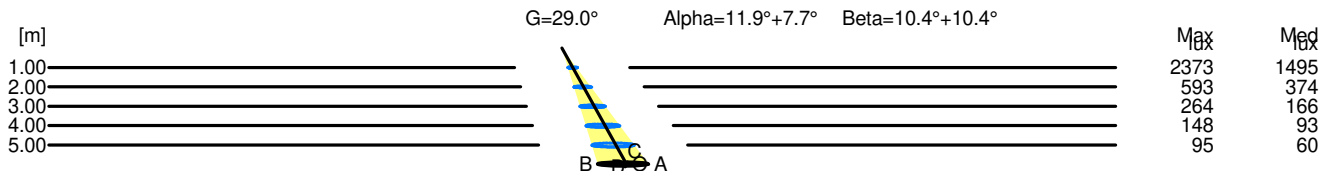
Code FTS2400192.
Name EVERYT 80 RD OR LED 3000K 2X9° B/B_30°

Luminaire Flux	1053 lm	Luminaire Power	10.0 W	Efficacy	105.300 lm/W	Efficiency	100.00%
Source Flux	1053 lm	Maximum value	3298.07 cd/klm	Position	C=0.00 G=29.00	CG	Sym. on planes 0-180
Round Luminaire		Diam.	80 mm	Height	115 mm		
Round Luminous Area		Diam.	60 mm	Height	0 mm		
Horizontal Luminous Area		0.002827 m2		Emitting area on Plane 180°		0.000000 m2	
Emitting area on Plane 0°		0.000000 m2		Emitting area on Plane 270°		0.000000 m2	
Emitting area on Plane 90°		0.000000 m2		Glare area at 76°		0.000684 m2	
Coordinate system		CG		Symmetry Type		Sym. on planes 0-180	
Date		20-05-2024		Maximum Gamma Angle		180	
Measurement Distance		0.00		Measurement Flux		1053 lm	
LED Flux=1556lm LED Power=10W Eff=68% EfcLed=156lm/W EfcLum=105lm/W CCT=3000K Ra=90 R9=50 SDCM=3 L70(9k)=50000h							
C.I.E.	79 95 99 100 100			D DIN 5040	A60		
F UTE	1.00 B			B NBN	BZ 2 / 0.6 / BZ 1 / 4 / BZ 2		

Width at 50.00 % of Max Intensity

H[m]	1.00	2.00	3.00	4.00	5.00	H[m]	1.00	2.00	3.00	4.00	5.00
OA	0.19	0.38	0.57	0.77	0.96	OC	0.21	0.42	0.63	0.84	1.05
OB	0.25	0.49	0.74	0.99	1.24	OD	0.21	0.42	0.63	0.84	1.05

	Luminous Intensities [cd/klm]									
	0	5	15	25	35	45	55	65	75	85
OA	522.66	679.45	1461.15	3035.50	2245.13	498.07	102.26	32.54	15.72	5.47
OB	522.66	374.37	214.34	154.59	134.41	116.55	93.86	0.00	0.00	0.00
OC	522.66	504.07	401.25	242.07	137.21	92.83	66.92	38.80	19.05	5.45
OD	522.66	504.07	401.25	242.07	137.21	92.83	66.92	38.80	19.05	5.45



H[m]	D[m]	Max lux	Med lux	Alpha=11.9°+7.7°	G=29.0
1.00	0.44	2373	1495		
2.00	0.88	593	374		
3.00	1.32	264	166		
4.00	1.76	148	93		
5.00	2.19	95	60		

H[m]	D[m]	Max lux	Med lux	Beta=10.4°+10.4°	G=0.0
1.00	0.42	2373	1495		
2.00	0.84	593	374		
3.00	1.26	264	166		
4.00	1.68	148	93		
5.00	2.10	95	60		