

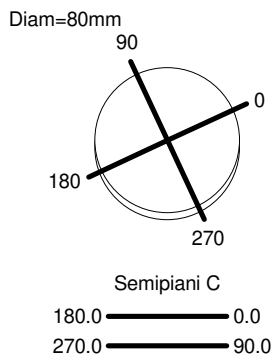
Luminaire

Code M251865_30°
 Name EVERYT 80 RD OR LED 3000K 2X14° N/S_30°

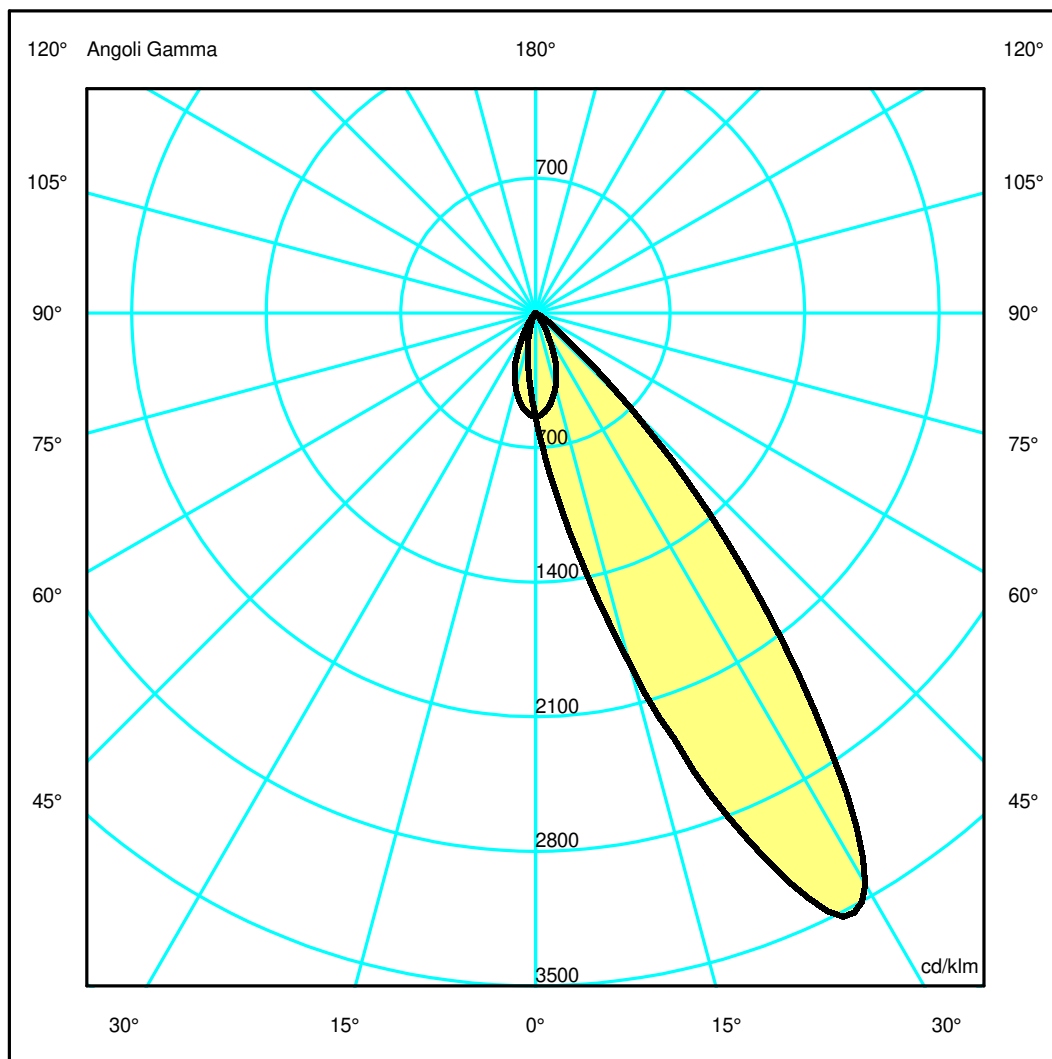
Measurement

Code FTS2400205.
 Name EVERYT 80 RD OR LED 3000K 2X14° N/S_30°

Luminaire Flux	760 lm	Luminaire Power	10.0 W	Efficacy	76.000 lm/W	Efficiency	100.00%
Source Flux	760 lm	Maximum value	3530.45 cd/klm	Position	C=0.00 G=28.00	CG	Sym. on planes 0-180
Round Luminaire		Diam.	80 mm	Height	115 mm		
Round Luminous Area		Diam.	60 mm	Height	0 mm		
Horizontal Luminous Area			0.002827 m2	Emitting area on Plane 180°			0.000000 m2
Emitting area on Plane 0°			0.000000 m2	Emitting area on Plane 270°			0.000000 m2
Emitting area on Plane 90°			0.000000 m2	Glare area at 76°			0.000684 m2
Coordinate system		CG		Symmetry Type		Sym. on planes 0-180	
Date		20-05-2024		Maximum Gamma Angle		180	
Measurement Distance		0.00		Measurement Flux		760 lm	
LED Flux=1556lm LED Power=10W Eff=49% EfcLed=156lm/W EfcLum=76lm/W CCT=3000K Ra=90 R9=50 SDCM=3 L70(9k)=50000h							
C.I.E.	90 100 100 100 100			D DIN 5040	A60		
F UTE	1.00 A			B NBN	BZ 1		



ULOR 0.03 %
 DLOR 99.97 %
 RN 0.03 %



Luminaire

Code M251865_30°
Name EVERYT 80 RD OR LED 3000K 2X14° N/S_30°

Measurerm.

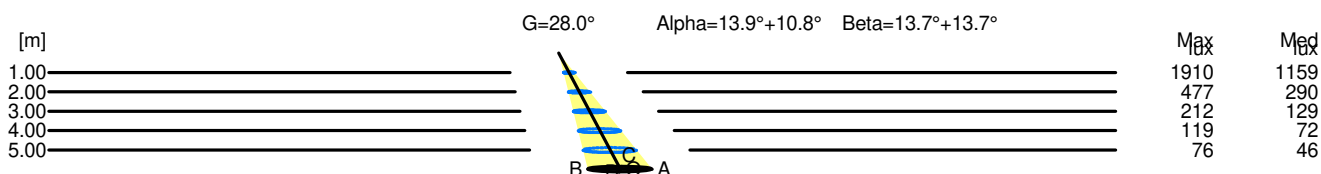
Code FTS2400205.
Name EVERYT 80 RD OR LED 3000K 2X14° N/S_30°

Luminaire Flux	760 lm	Luminaire Power	10.0 W	Efficacy	76.000 lm/W	Efficiency	100.00%
Source Flux	760 lm	Maximum value	3530.45 cd/klm	Position	C=0.00 G=28.00	CG	Sym. on planes 0-180
Round Luminaire		Diam.	80 mm	Height	115 mm		
Round Luminous Area		Diam.	60 mm	Height	0 mm		
Horizontal Luminous Area		0.002827 m2		Emitting area on Plane 180°		0.000000 m2	
Emitting area on Plane 0°		0.000000 m2		Emitting area on Plane 270°		0.000000 m2	
Emitting area on Plane 90°		0.000000 m2		Glare area at 76°		0.000684 m2	
Coordinate system		CG		Symmetry Type		Sym. on planes 0-180	
Date		20-05-2024		Maximum Gamma Angle		180	
Measurement Distance		0.00		Measurement Flux		760 lm	
LED Flux=1556lm LED Power=10W Eff=49% EfcLed=156lm/W EfcLum=76lm/W CCT=3000K Ra=90 R9=50 SDCM=3 L70(9k)=50000h							
C.I.E.	90 100 100 100 100			D DIN 5040	A60		
F UTE	1.00 A			B NBN	BZ 1		

Width at 50.00 % of Max Intensity

H[m]	1.00	2.00	3.00	4.00	5.00	H[m]	1.00	2.00	3.00	4.00	5.00
OA	0.27	0.55	0.82	1.09	1.36	OC	0.28	0.55	0.83	1.10	1.38
OB	0.28	0.56	0.84	1.12	1.40	OD	0.28	0.55	0.83	1.10	1.38

	Luminous Intensities [cd/klm]									
	0	5	15	25	35	45	55	65	75	85
OA	410.45	635.56	1434.52	2550.76	1929.44	536.68	62.46	4.57	0.33	0.21
OB	410.45	269.90	111.57	33.29	12.68	5.19	3.04	0.00	0.00	0.00
OC	410.45	392.98	303.68	160.91	43.68	12.69	3.39	0.92	0.40	0.24
OD	410.45	392.98	303.68	160.91	43.68	12.69	3.39	0.92	0.40	0.24



H[m]	D[m]	Max lux	Med lux	Alpha=13.9°+10.8°	G=28.0
1.00	0.55	1910	1159		
2.00	1.11	477	290		
3.00	1.66	212	129		
4.00	2.21	119	72		
5.00	2.76	76	46		

H[m]	D[m]	Max lux	Med lux	Beta=13.7°+13.7°	G=0.0
1.00	0.55	1910	1159		
2.00	1.10	477	290		
3.00	1.65	212	129		
4.00	2.20	119	72		
5.00	2.75	76	46		