

Luminaire

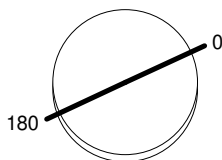
Code M252065_0°
Name EVERYT 80 RD OR LED 3000K 2X22° N/S_0°

Measurement

Code FTS2400212.
Name EVERYT 80 RD OR LED 3000K 2X22° N/S_0°

Luminaire Flux	596 lm	Luminaire Power	10.0 W	Efficacy	59.600 lm/W	Efficiency	100.00%
Source Flux	596 lm	Maximum value	1591.84 cd/klm	Position	C=0.00 G=0.00	CG	Rotosymmetrical
Round Luminaire		Diam.	80 mm	Height	115 mm		
Round Luminous Area		Diam.	60 mm	Height	0 mm		
Horizontal Luminous Area			0.002827 m2	Emitting area on Plane 180°			0.000000 m2
Emitting area on Plane 0°			0.000000 m2	Emitting area on Plane 270°			0.000000 m2
Emitting area on Plane 90°			0.000000 m2	Glare area at 76°			0.000684 m2
Coordinate system		CG		Symmetry Type		Rotosymmetrical	
Date		22-05-2024		Maximum Gamma Angle		180	
Measurement Distance		0.00		Measurement Flux		596 lm	
LED Flux=1556lm LED Power=10W Eff=38% EfcLed=156lm/W EfcLum=60lm/W CCT=3000K Ra=90 R9=50 SDCM=3 L70(9k)=50000h							
C.I.E.	95 100 100 100 100			D DIN 5040	A60		
F UTE	1.00 A			B NBN	BZ 1		

Diam=80mm



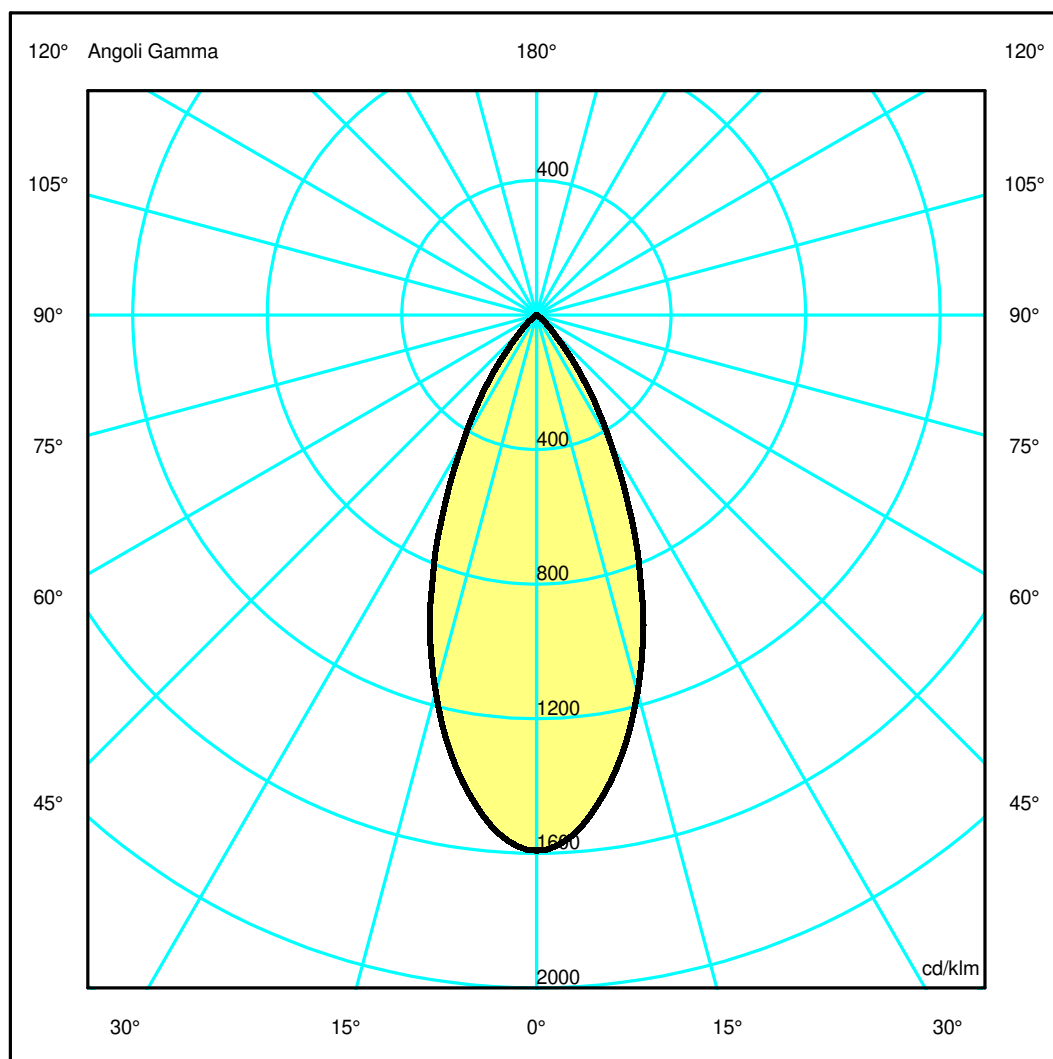
Semipiani C

180.0 ——— 0.0

ULOR 0.00 %

DLOR100.00 %

RN 0.00 %



Luminaire

Code M252065_0°
Name EVERYT 80 RD OR LED 3000K 2X22° N/S_0°

Measurment.

Code FTS2400212.
Name EVERYT 80 RD OR LED 3000K 2X22° N/S_0°

Luminaire Flux	596 lm	Luminaire Power	10.0 W	Efficacy	59.600 lm/W	Efficiency	100.00%
Source Flux	596 lm	Maximum value	1591.84 cd/klm	Position	C=0.00 G=0.00	CG	Rotosymmetrical
Round Luminaire		Diam.	80 mm	Height	115 mm		
Round Luminous Area		Diam.	60 mm	Height	0 mm		
Horizontal Luminous Area		0.002827 m2		Emitting area on Plane 180°		0.000000 m2	
Emitting area on Plane 0°		0.000000 m2		Emitting area on Plane 270°		0.000000 m2	
Emitting area on Plane 90°		0.000000 m2		Glare area at 76°		0.000684 m2	
Coordinate system		CG		Symmetry Type		Rotosymmetrical	
Date		22-05-2024		Maximum Gamma Angle		180	
Measurement Distance		0.00		Measurement Flux		596 lm	

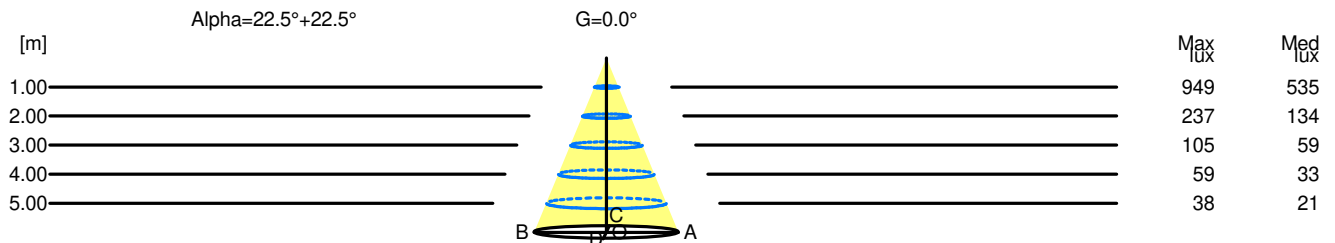
LED Flux=1556lm LED Power=10W Eff=38% EfcLed=156lm/W EfcLum=60lm/W CCT=3000K Ra=90 R9=50 SDCM=3 L70(9k)=50000h

C.I.E.	95 100 100 100 100	D DIN 5040	A60
F UTE	1.00 A	B NBN	BZ 1

Width at 50.00 % of Max Intensity

H[m]	1.00	2.00	3.00	4.00	5.00	H[m]	1.00	2.00	3.00	4.00	5.00
OA	0.41	0.83	1.24	1.65	2.07	OC	0.41	0.83	1.24	1.65	2.07
OB	0.41	0.83	1.24	1.65	2.07	OD	0.41	0.83	1.24	1.65	2.07

	Luminous Intensities [cd/klm]									
	0	5	15	25	35	45	55	65	75	85
OA	948.74	909.58	690.98	397.88	163.30	36.70	6.10	0.86	0.35	0.20
OB	948.74	909.58	690.98	397.88	163.30	36.70	6.10	0.86	0.35	0.20
OC	948.74	909.58	690.98	397.88	163.30	36.70	6.10	0.86	0.35	0.20
OD	948.74	909.58	690.98	397.88	163.30	36.70	6.10	0.86	0.35	0.20



H[m]	D[m]	Max lux	Med lux	Alpha=22.5°+22.5°	G=0.0
1.00	0.83	949	535		
2.00	1.65	237	134		
3.00	2.48	105	59		
4.00	3.31	59	33		
5.00	4.14	38	21		