

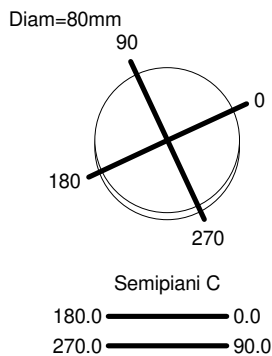
Luminaire

Code M252065_30°
Name EVERYT 80 RD OR LED 3000K 2X22° N/S_30°

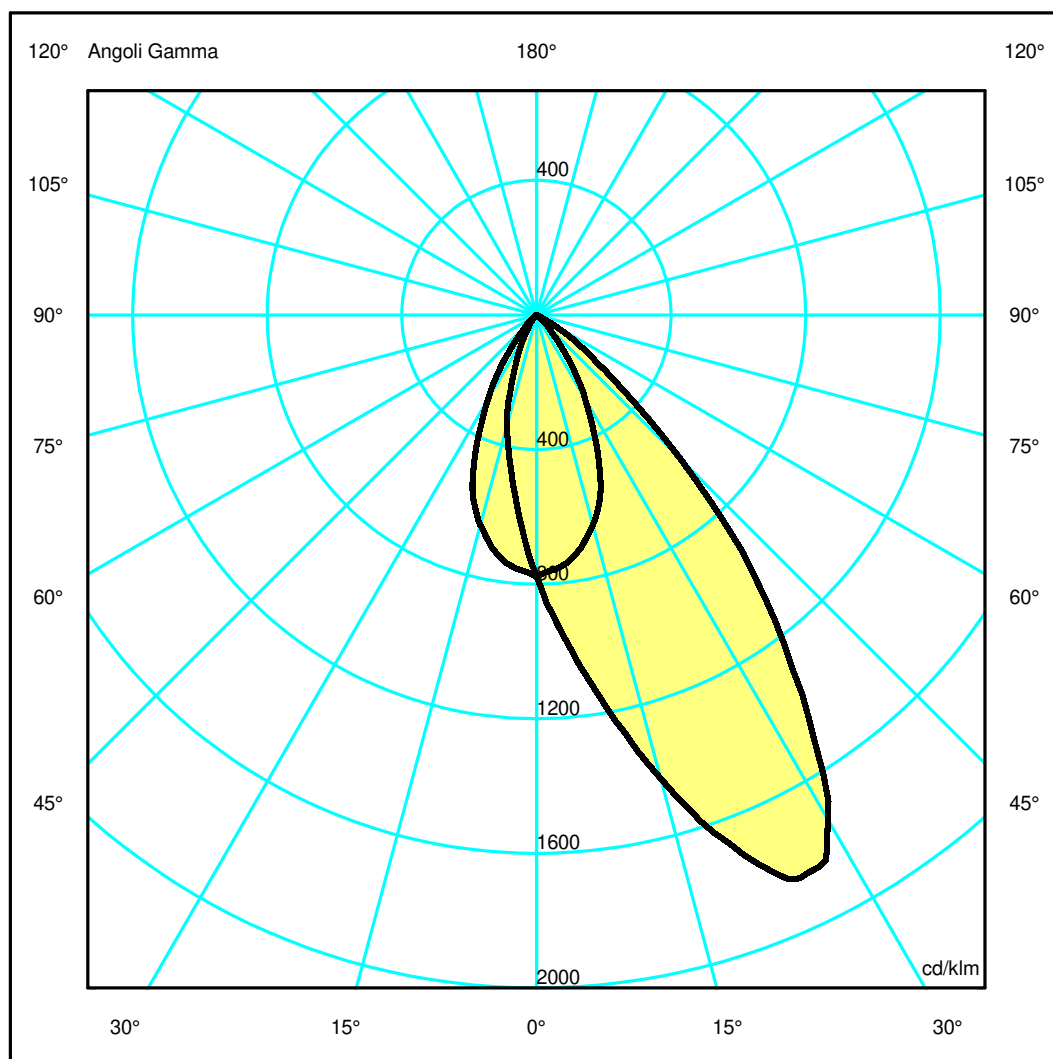
Measurement

Code FTS2400206.
Name EVERYT 80 RD OR LED 3000K 2X22° N/S_30°

Luminaire Flux	596 lm	Luminaire Power	10.0 W	Efficacy	59.600 lm/W	Efficiency	100.00%
Source Flux	596 lm	Maximum value	1847.42 cd/klm	Position	C=0.00 G=25.00	CG	Sym. on planes 0-180
Round Luminaire		Diam.	80 mm	Height	115 mm		
Round Luminous Area		Diam.	60 mm	Height	0 mm		
Horizontal Luminous Area			0.002827 m2	Emitting area on Plane 180°			0.000000 m2
Emitting area on Plane 0°			0.000000 m2	Emitting area on Plane 270°			0.000000 m2
Emitting area on Plane 90°			0.000000 m2	Glare area at 76°			0.000684 m2
Coordinate system		CG		Symmetry Type		Sym. on planes 0-180	
Date		20-05-2024		Maximum Gamma Angle		180	
Measurement Distance		0.00		Measurement Flux		596 lm	
LED Flux=1556lm LED Power=10W Eff=38% EfcLed=156lm/W EfcLum=60lm/W CCT=3000K Ra=90 R9=50 SDCM=3 L70(9k)=50000h							
C.I.E.	86	100	100	100	D DIN 5040	A60	
F UTE	1.00	A			B NBN	BZ 1	



ULOR 0.04 %
DLOR 99.96 %
RN 0.04 %



Luminaire

Code M252065_30°
Name EVERYT 80 RD OR LED 3000K 2X22° N/S_30°

Measurerm.

Code FTS2400206.
Name EVERYT 80 RD OR LED 3000K 2X22° N/S_30°

Luminaire Flux	596 lm	Luminaire Power	10.0 W	Efficacy	59.600 lm/W	Efficiency	100.00%
Source Flux	596 lm	Maximum value	1847.42 cd/klm	Position	C=0.00 G=25.00	CG	Sym. on planes 0-180
Round Luminaire		Diam.	80 mm	Height	115 mm		
Round Luminous Area		Diam.	60 mm	Height	0 mm		
Horizontal Luminous Area		0.002827 m2		Emitting area on Plane 180°		0.000000 m2	
Emitting area on Plane 0°		0.000000 m2		Emitting area on Plane 270°		0.000000 m2	
Emitting area on Plane 90°		0.000000 m2		Glare area at 76°		0.000684 m2	
Coordinate system		CG		Symmetry Type		Sym. on planes 0-180	
Date		20-05-2024		Maximum Gamma Angle		180	
Measurement Distance		0.00		Measurement Flux		596 lm	

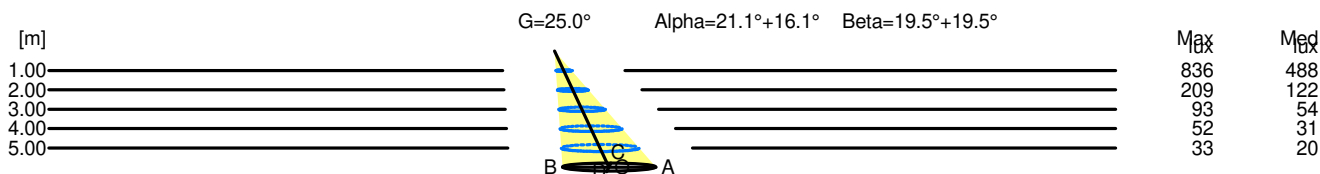
LED Flux=1556lm LED Power=10W Eff=38% EfcLed=156lm/W EfcLum=60lm/W CCT=3000K Ra=90 R9=50 SDCM=3 L70(9k)=50000h

C.I.E.	86	100	100	100	100	D DIN 5040	A60
F UTE	1.00	A				B NBN	BZ 1

Width at 50.00 % of Max Intensity

H[m]	1.00	2.00	3.00	4.00	5.00	H[m]	1.00	2.00	3.00	4.00	5.00
OA	0.41	0.81	1.22	1.63	2.03	OC	0.39	0.78	1.17	1.56	1.96
OB	0.40	0.80	1.19	1.59	1.99	OD	0.39	0.78	1.17	1.56	1.96

	Luminous Intensities [cd/klm]									
	0	5	15	25	35	45	55	65	75	85
OA	463.12	575.31	849.89	1101.06	820.46	360.51	90.95	4.14	0.44	0.22
OB	463.12	356.92	203.05	77.37	21.54	5.87	3.59	0.00	0.00	0.00
OC	463.12	449.19	384.88	249.52	107.72	26.32	5.02	1.15	0.45	0.25
OD	463.12	449.19	384.88	249.52	107.72	26.32	5.02	1.15	0.45	0.25



H[m]	D[m]	Max lux	Med lux	Alpha=21.1°+16.1°	G=25.0
1.00	0.80	836	488		
2.00	1.61	209	122		
3.00	2.41	93	54		
4.00	3.22	52	31		
5.00	4.02	33	20		

H[m]	D[m]	Max lux	Med lux	Beta=19.5°+19.5°	G=0.0
1.00	0.78	836	488		
2.00	1.56	209	122		
3.00	2.35	93	54		
4.00	3.13	52	31		
5.00	3.91	33	20		