

Luminaire

Code M254010
Name EVERYT 80 SQ FI LED 3000K 2X9° N/N

Measurem.

Code FTS1602195-A
Name EVERYT 80 SQ FI LED 3000K 2X9° N/N

Luminaire Flux	1036 lm	Luminaire Power	10.0 W	Efficacy	103.600 lm/W	Efficiency	100.00%
Source Flux	1036 lm	Maximum value	3610.42 cd/klm	Position	C=0.00 G=0.00	CG	Rotosymmetrical
Rectangular Luminaire		Length	80 mm	Width	80 mm	Height	115 mm
Rectangular Luminous Area		Length	60 mm	Width	60 mm	Height	0 mm
Horizontal Luminous Area		0.003600 m2		Emitting area on Plane 180°	0.000000 m2		
Emitting area on Plane 0°		0.000000 m2		Emitting area on Plane 270°	0.000000 m2		
Emitting area on Plane 90°		0.000000 m2		Glare area at 76°	0.000871 m2		
Coordinate system		CG		Symmetry Type		Rotosymmetrical	
Date		20-05-2024		Maximum Gamma Angle		180	
Measurement Distance		0.00		Measurement Flux		1036 lm	

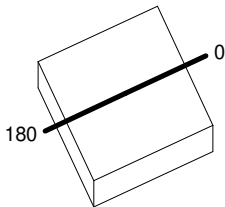
LED Flux=1556lm LED Power=10W Eff=67% EfcLed=156lm/W EfcLum=104lm/W CCT=3000K Ra=90 R9=50 SDCM=3 L70(9k)=50000h

C.I.E. 98 100 100 100 100
F UTE --

D DIN 5040
B NBN

A60
BZ 1

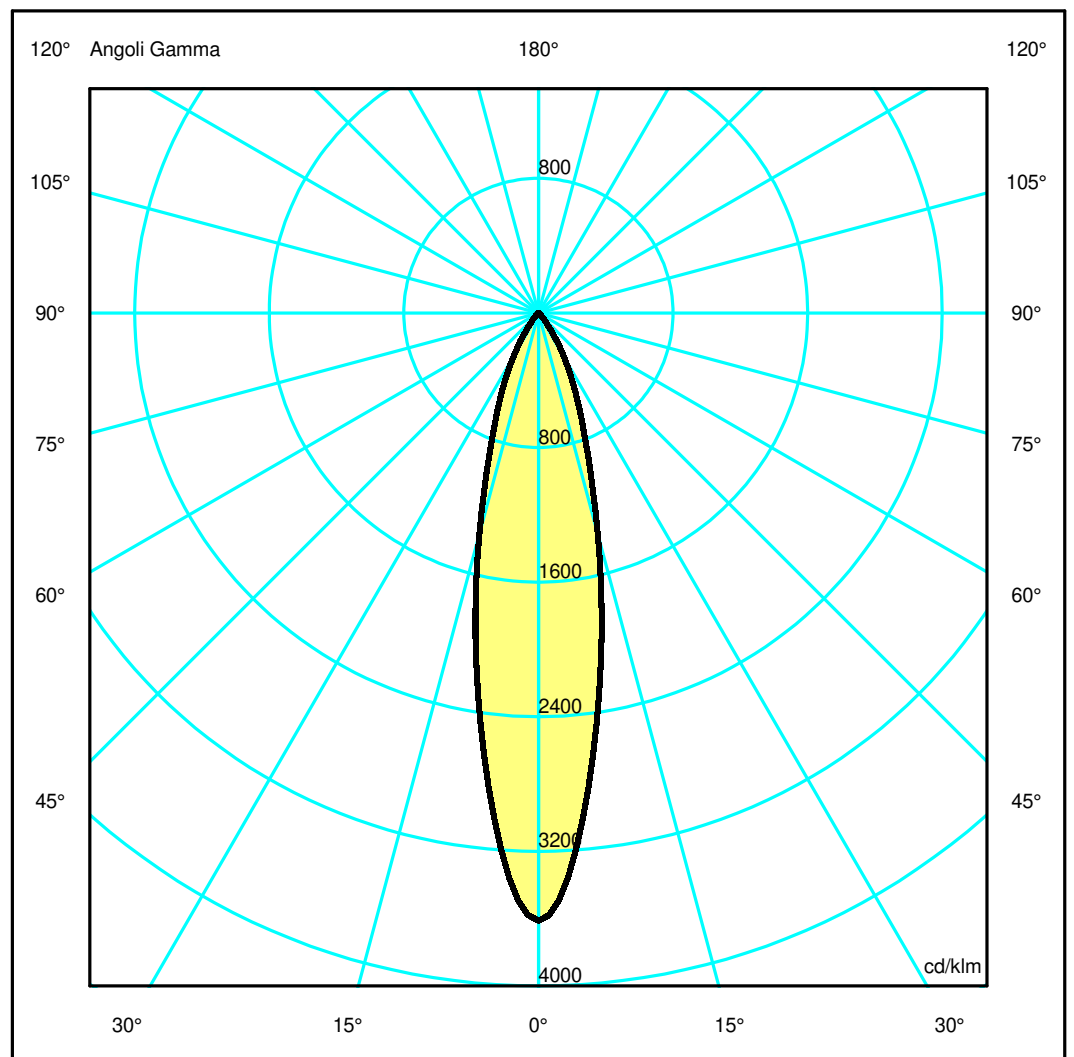
80mm x 80mm



Semipiani C

180.0 ——— 0.0

ULOR 0.00 %
DLOR 100.00 %
RN 0.00 %



Luminaire

Code M254010
Name EVERYT 80 SQ FI LED 3000K 2X9° N/N

Measurment

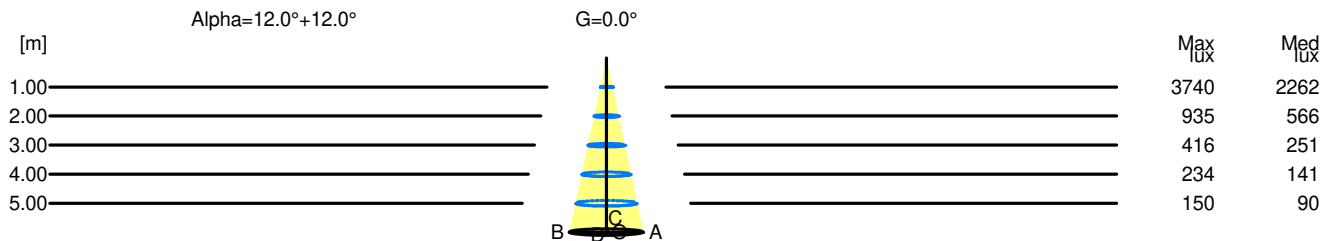
Code FTS1602195-A
Name EVERYT 80 SQ FI LED 3000K 2X9° N/N

Luminaire Flux	1036 lm	Luminaire Power	10.0 W	Efficacy	103.600 lm/W	Efficiency	100.00%
Source Flux	1036 lm	Maximum value	3610.42 cd/klm	Position	C=0.00 G=0.00	CG	Rotosymmetrical
Rectangular Luminaire		Length	80 mm	Width	80 mm	Height	115 mm
Rectangular Luminous Area		Length	60 mm	Width	60 mm	Height	0 mm
Horizontal Luminous Area		0.003600 m2		Emitting area on Plane 180°		0.000000 m2	
Emitting area on Plane 0°		0.000000 m2		Emitting area on Plane 270°		0.000000 m2	
Emitting area on Plane 90°		0.000000 m2		Glare area at 76°		0.000871 m2	
Coordinate system		CG		Symmetry Type		Rotosymmetrical	
Date		20-05-2024		Maximum Gamma Angle		180	
Measurement Distance		0.00		Measurement Flux		1036 lm	
LED Flux=1556lm LED Power=10W Eff=67% EfcLed=156lm/W EfcLum=104lm/W CCT=3000K Ra=90 R9=50 SDCM=3 L70(9k)=50000h							
C.I.E.	98 100 100 100 100			D DIN 5040	A60		
F UTE	--			B NBN	BZ 1		

Width at 50.00 % of Max Intensity

H[m]	1.00	2.00	3.00	4.00	5.00	H[m]	1.00	2.00	3.00	4.00	5.00
OA	0.21	0.42	0.64	0.85	1.06	OC	0.21	0.42	0.64	0.85	1.06
OB	0.21	0.42	0.64	0.85	1.06	OD	0.21	0.42	0.64	0.85	1.06

	Luminous Intensities [cd/klm]									
	0	5	15	25	35	45	55	65	75	85
OA	3740.40	3127.23	1409.07	535.21	153.13	29.32	5.09	0.92	0.55	0.45
OB	3740.40	3127.23	1409.07	535.21	153.13	29.32	5.09	0.92	0.55	0.45
OC	3740.40	3127.23	1409.07	535.21	153.13	29.32	5.09	0.92	0.55	0.45
OD	3740.40	3127.23	1409.07	535.21	153.13	29.32	5.09	0.92	0.55	0.45



H[m]	D[m]	Max lux	Med lux	Alpha=12.0°+12.0°	G=0.0
1.00	0.42	3740	2262		
2.00	0.85	935	566		
3.00	1.27	416	251		
4.00	1.70	234	141		
5.00	2.12	150	90		