

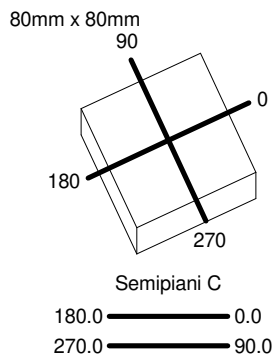
Luminaire

Code M254065_30°
Name EVERYT 80 SQ OR LED 3000K 2X9° N/S_30°

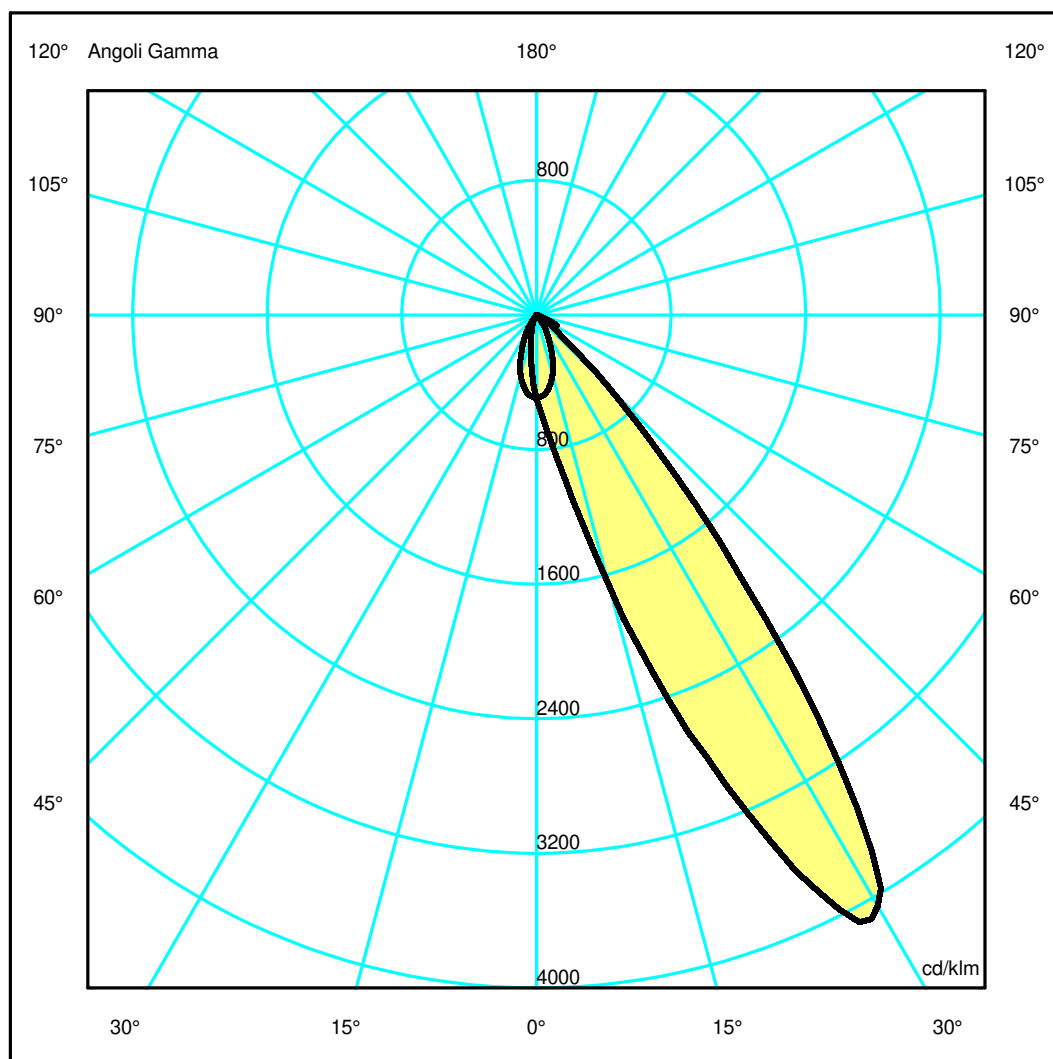
Measurement

Code FTS2400207.
Name EVERYT 80 SQ OR LED 3000K 2X9° N/S_30°

Luminaire Flux	869 lm	Luminaire Power	10.0 W	Efficacy	86.900 lm/W	Efficiency	100.00%
Source Flux	869 lm	Maximum value	4104.63 cd/klm	Position	C=0.00 G=29.00	CG	Sym. on planes 0-180
Rectangular Luminaire		Length	80 mm	Width	80 mm	Height	115 mm
Rectangular Luminous Area		Length	60 mm	Width	60 mm	Height	0 mm
Horizontal Luminous Area		0.003600 m2		Emitting area on Plane 180°		0.000000 m2	
Emitting area on Plane 0°		0.000000 m2		Emitting area on Plane 270°		0.000000 m2	
Emitting area on Plane 90°		0.000000 m2		Glare area at 76°		0.000871 m2	
Coordinate system		CG		Symmetry Type		Sym. on planes 0-180	
Date		20-05-2024		Maximum Gamma Angle		180	
Measurement Distance		0.00		Measurement Flux		869 lm	
LED Flux=1556lm LED Power=10W Eff=56% EfcLed=156lm/W EfcLum=87lm/W CCT=3000K Ra=90 R9=50 SDCM=3 L70(9k)=50000h							
C.I.E.	86 98 100 100 100			D DIN 5040	A60		
F UTE	1.00 A			B NBN	BZ 1		



ULOR 0.07 %
DLOR 99.93 %
RN 0.07 %



Luminaire

Code M254065_30°
Name EVERYT 80 SQ OR LED 3000K 2X9° N/S_30°

Measurerm.

Code FTS2400207.
Name EVERYT 80 SQ OR LED 3000K 2X9° N/S_30°

Luminaire Flux	869 lm	Luminaire Power	10.0 W	Efficacy	86.900 lm/W	Efficiency	100.00%
Source Flux	869 lm	Maximum value	4104.63 cd/klm	Position	C=0.00 G=29.00	CG	Sym. on planes 0-180
Rectangular Luminaire		Length	80 mm	Width	80 mm	Height	115 mm
Rectangular Luminous Area		Length	60 mm	Width	60 mm	Height	0 mm
Horizontal Luminous Area		0.003600 m2		Emitting area on Plane 180°		0.000000 m2	
Emitting area on Plane 0°		0.000000 m2		Emitting area on Plane 270°		0.000000 m2	
Emitting area on Plane 90°		0.000000 m2		Glare area at 76°		0.000871 m2	
Coordinate system		CG		Symmetry Type		Sym. on planes 0-180	
Date		20-05-2024		Maximum Gamma Angle		180	
Measurement Distance		0.00		Measurement Flux		869 lm	

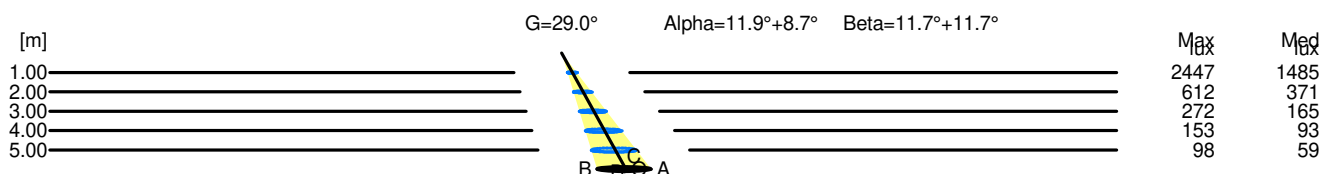
LED Flux=1556lm LED Power=10W Eff=56% EfcLed=156lm/W EfcLum=87lm/W CCT=3000K Ra=90 R9=50 SDCM=3 L70(9k)=50000h

C.I.E.	86 98 100 100 100	D DIN 5040	A60
F UTE	1.00 A	B NBN	BZ 1

Width at 50.00 % of Max Intensity

H[m]	1.00	2.00	3.00	4.00	5.00	H[m]	1.00	2.00	3.00	4.00	5.00
OA	0.22	0.44	0.65	0.87	1.09	OC	0.24	0.47	0.71	0.95	1.18
OB	0.25	0.50	0.74	0.99	1.24	OD	0.24	0.47	0.71	0.95	1.18

	Luminous Intensities [cd/klm]									
	0	5	15	25	35	45	55	65	75	85
OA	431.35	588.71	1447.64	3169.13	2533.22	525.13	101.96	93.01	18.28	3.23
OB	431.35	286.50	104.06	39.81	17.66	7.24	4.15	0.00	0.00	0.00
OC	431.35	415.24	317.86	164.49	59.27	11.35	3.11	1.07	0.62	0.32
OD	431.35	415.24	317.86	164.49	59.27	11.35	3.11	1.07	0.62	0.32



H[m]	D[m]	Max lux	Med lux	Alpha=11.9°+8.7°	G=29.0
1.00	0.47	2447	1485		
2.00	0.93	612	371		
3.00	1.40	272	165		
4.00	1.86	153	93		
5.00	2.33	98	59		

H[m]	D[m]	Max lux	Med lux	Beta=11.7°+11.7°	G=0.0
1.00	0.47	2447	1485		
2.00	0.95	612	371		
3.00	1.42	272	165		
4.00	1.89	153	93		
5.00	2.36	98	59		