

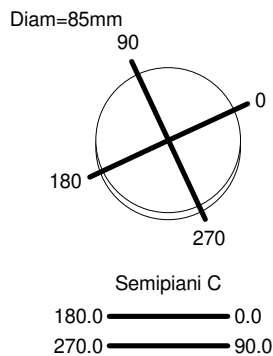
## Luminaire

Code M255825\_30°  
Name EVERY 105 TD TR OR LED 3000K 2X9°NE/BI\_30°

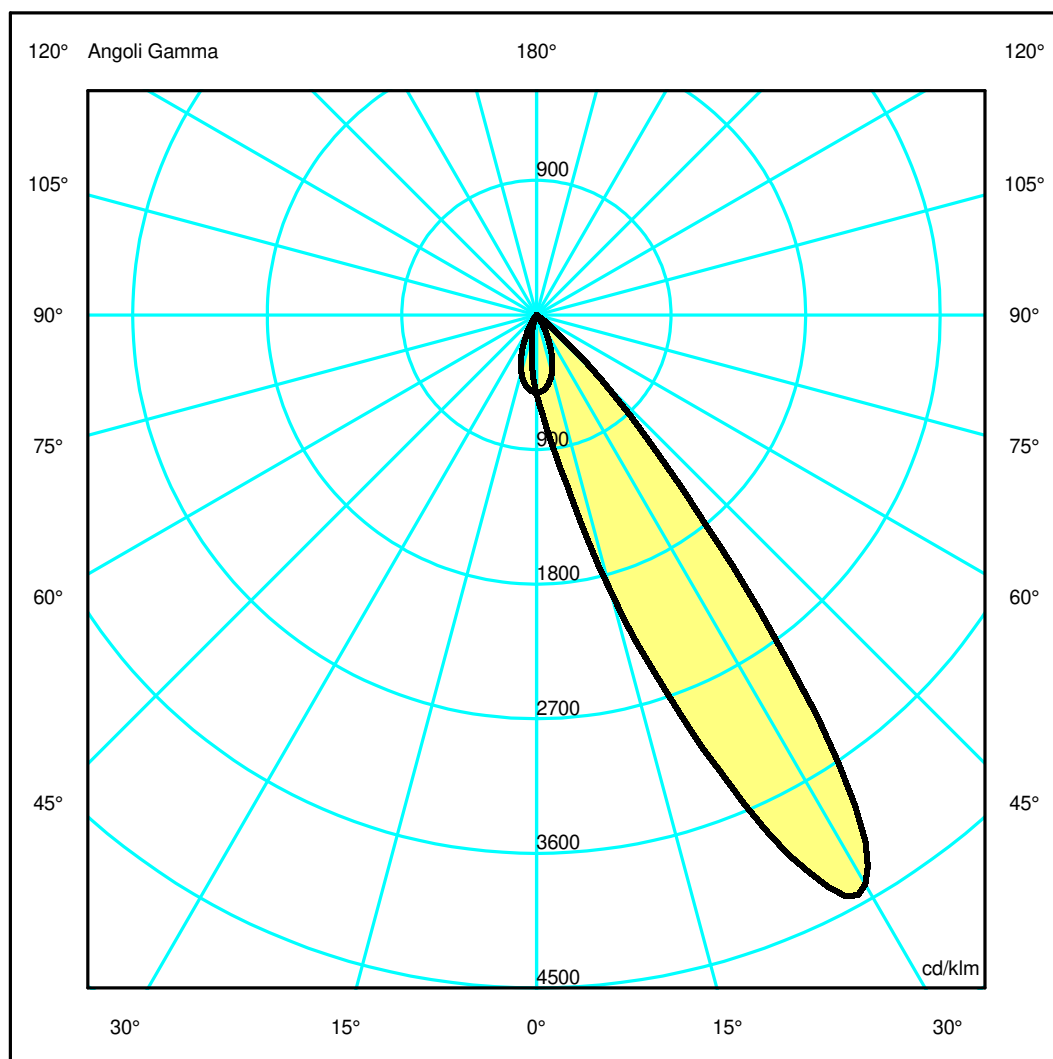
## Measurement

Code FTS2400231.  
Name EVERY 105 TD TR OR LED 3000K 2X9°NE/BI\_30°

Luminaire Flux	837 lm	Luminaire Power	10.0 W	Efficacy	83.700 lm/W	Efficiency	100.00%
Source Flux	837 lm	Maximum value	4435.23 cd/klm	Position	C=0.00 G=29.00	CG	Sym. on planes 0-180
Round Luminaire		Diam.	85 mm	Height	130 mm		
Round Luminous Area		Diam.	80 mm	Height	0 mm		
Horizontal Luminous Area			0.005027 m2	Emitting area on Plane 180°			0.000000 m2
Emitting area on Plane 0°			0.000000 m2	Emitting area on Plane 270°			0.000000 m2
Emitting area on Plane 90°			0.000000 m2	Glare area at 76°			0.001216 m2
Coordinate system		CG		Symmetry Type		Sym. on planes 0-180	
Date		06-06-2024		Maximum Gamma Angle		180	
Measurement Distance		0.00		Measurement Flux		837 lm	
LED Flux=1556lm LED Power=10W Eff=54% EfcLed=156lm/W EfcLum=84lm/W CCT=3000K Ra=90 R9=50 SDCM=3 L70(9k)=50000h							
C.I.E.	92 100 100 100 100			D DIN 5040	A60		
F UTE	1.00 A			B NBN	BZ 1		



ULOR 0.03 %  
DLOR 99.97 %  
RN 0.03 %



## Luminaire

Code M255825\_30°  
Name EVERY 105 TD TR OR LED 3000K 2X9°NE/BI\_30°

## Measurerm.

Code FTS2400231.  
Name EVERY 105 TD TR OR LED 3000K 2X9°NE/BI\_30°

Luminaire Flux	837 lm	Luminaire Power	10.0 W	Efficacy	83.700 lm/W	Efficiency	100.00%
Source Flux	837 lm	Maximum value	4435.23 cd/klm	Position	C=0.00 G=29.00	CG	Sym. on planes 0-180
Round Luminaire		Diam.	85 mm	Height	130 mm		
Round Luminous Area		Diam.	80 mm	Height	0 mm		
Horizontal Luminous Area		0.005027 m2		Emitting area on Plane 180°		0.000000 m2	
Emitting area on Plane 0°		0.000000 m2		Emitting area on Plane 270°		0.000000 m2	
Emitting area on Plane 90°		0.000000 m2		Glare area at 76°		0.001216 m2	
Coordinate system		CG		Symmetry Type		Sym. on planes 0-180	
Date		06-06-2024		Maximum Gamma Angle		180	
Measurement Distance		0.00		Measurement Flux		837 lm	

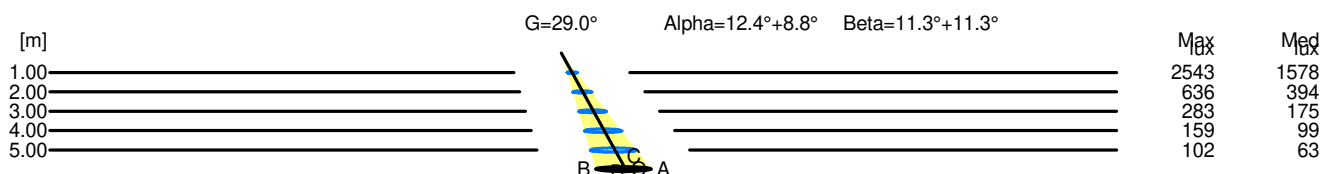
LED Flux=1556lm LED Power=10W Eff=54% EfcLed=156lm/W EfcLum=84lm/W CCT=3000K Ra=90 R9=50 SDCM=3 L70(9k)=50000h

C.I.E.	92 100 100 100 100	D DIN 5040	A60
F UTE	1.00 A	B NBN	BZ 1

### Width at 50.00 % of Max Intensity

H[m]	1.00	2.00	3.00	4.00	5.00	H[m]	1.00	2.00	3.00	4.00	5.00
OA	0.22	0.44	0.66	0.88	1.10	OC	0.23	0.46	0.69	0.92	1.15
OB	0.26	0.51	0.77	1.03	1.28	OD	0.23	0.46	0.69	0.92	1.15

	Luminous Intensities [ cd/klm ]									
	0	5	15	25	35	45	55	65	75	85
OA	443.15	632.70	1596.67	3330.34	2739.33	520.52	39.47	1.41	0.30	0.21
OB	443.15	293.24	91.28	22.61	7.36	3.76	2.08	0.00	0.00	0.00
OC	443.15	422.26	330.60	160.36	40.88	7.15	2.18	1.08	0.45	0.26
OD	443.15	422.26	330.60	160.36	40.88	7.15	2.18	1.08	0.45	0.26



H[m]	D[m]	Max lux	Med lux	Alpha=12.4°+8.8°	G=29.0
1.00	0.48	2543	1578		
2.00	0.95	636	394		
3.00	1.43	283	175		
4.00	1.91	159	99		
5.00	2.38	102	63		

H[m]	D[m]	Max lux	Med lux	Beta=11.3°+11.3°	G=0.0
1.00	0.46	2543	1578		
2.00	0.92	636	394		
3.00	1.38	283	175		
4.00	1.83	159	99		
5.00	2.29	102	63		