

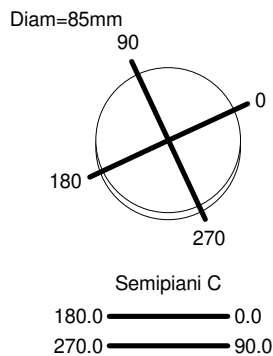
Luminaire

Code M256025_30°
Name EVERY 105 TD TR OR LED 3000K 2X14°NE/B_30°

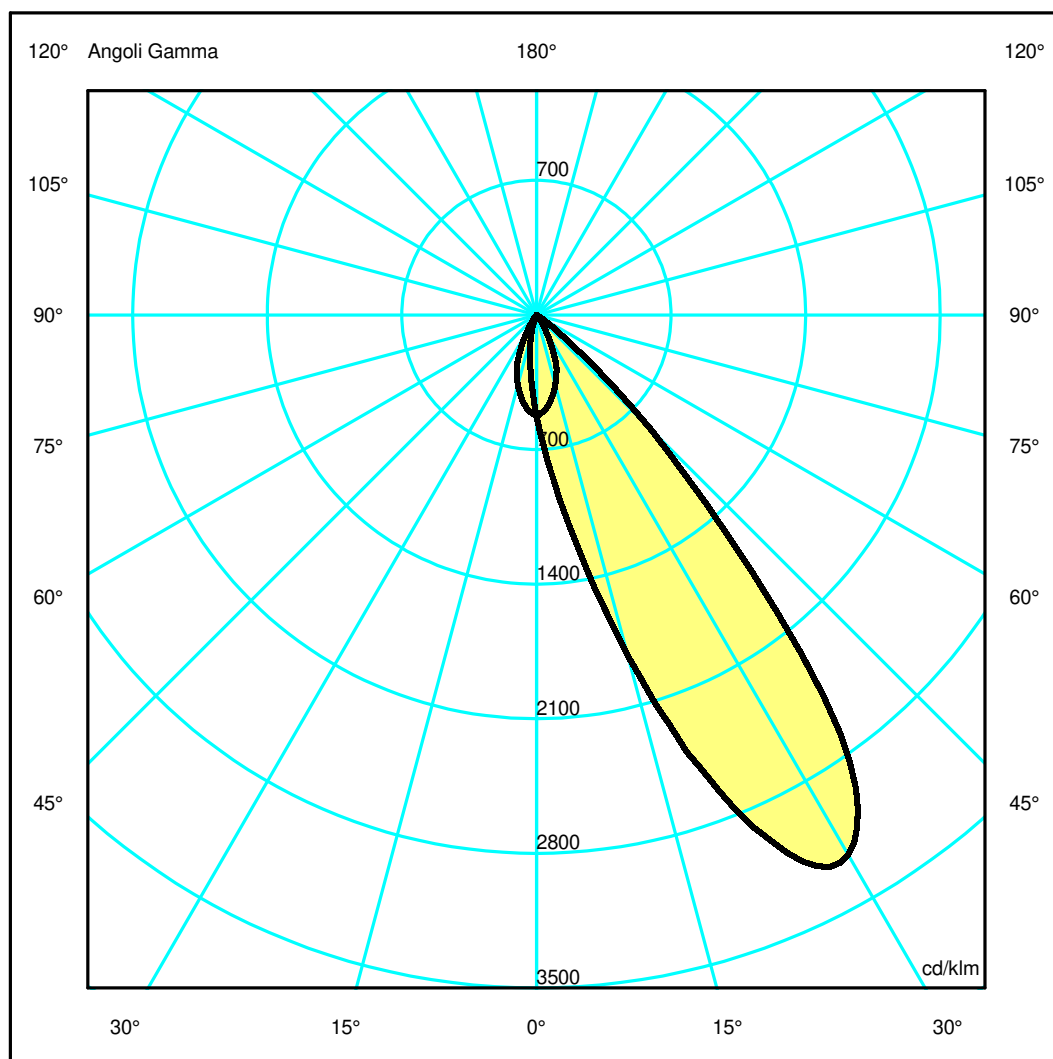
Measurement

Code FTS2400233.
Name EVERY 105 TD TR OR LED 3000K 2X14°NE/B_30°

Luminaire Flux	856 lm	Luminaire Power	10.0 W	Efficacy	85.600 lm/W	Efficiency	100.00%
Source Flux	856 lm	Maximum value	3257.33 cd/klm	Position	C=0.00 G=29.00	CG	Sym. on planes 0-180
Round Luminaire		Diam.	85 mm	Height	130 mm		
Round Luminous Area		Diam.	80 mm	Height	0 mm		
Horizontal Luminous Area			0.005027 m2	Emitting area on Plane 180°			0.000000 m2
Emitting area on Plane 0°			0.000000 m2	Emitting area on Plane 270°			0.000000 m2
Emitting area on Plane 90°			0.000000 m2	Glare area at 76°			0.001216 m2
Coordinate system		CG		Symmetry Type		Sym. on planes 0-180	
Date		06-06-2024		Maximum Gamma Angle		180	
Measurement Distance		0.00		Measurement Flux		856 lm	
LED Flux=1556lm LED Power=10W Eff=55% EfcLed=156lm/W EfcLum=86lm/W CCT=3000K Ra=90 R9=50 SDCM=3 L70(9k)=50000h							
C.I.E.	90 100 100 100 100			D DIN 5040	A60		
F UTE	1.00 A			B NBN	BZ 1		



ULOR 0.03 %
DLOR 99.97 %
RN 0.03 %



Luminaire

Code M256025_30°
Name EVERY 105 TD TR OR LED 3000K 2X14°NE/B_30°

Measurerm.

Code FTS2400233.
Name EVERY 105 TD TR OR LED 3000K 2X14°NE/B_30°

Luminaire Flux	856 lm	Luminaire Power	10.0 W	Efficacy	85.600 lm/W	Efficiency	100.00%
Source Flux	856 lm	Maximum value	3257.33 cd/klm	Position	C=0.00 G=29.00	CG	Sym. on planes 0-180
Round Luminaire		Diam.	85 mm	Height	130 mm		
Round Luminous Area		Diam.	80 mm	Height	0 mm		
Horizontal Luminous Area		0.005027 m2		Emitting area on Plane 180°		0.000000 m2	
Emitting area on Plane 0°		0.000000 m2		Emitting area on Plane 270°		0.000000 m2	
Emitting area on Plane 90°		0.000000 m2		Glare area at 76°		0.001216 m2	
Coordinate system		CG		Symmetry Type		Sym. on planes 0-180	
Date		06-06-2024		Maximum Gamma Angle		180	
Measurement Distance		0.00		Measurement Flux		856 lm	

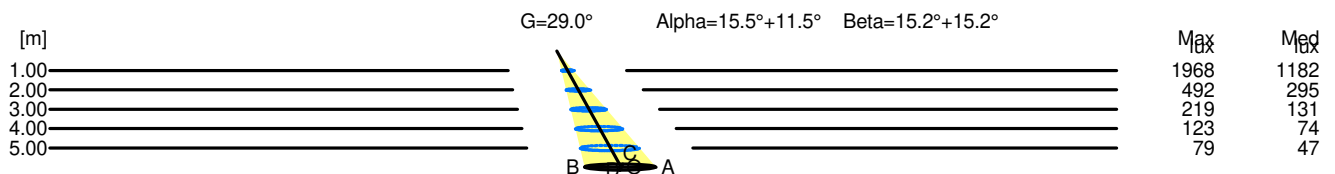
LED Flux=1556lm LED Power=10W Eff=55% EfcLed=156lm/W EfcLum=86lm/W CCT=3000K Ra=90 R9=50 SDCM=3 L70(9k)=50000h

C.I.E.	90 100 100 100 100	D DIN 5040	A60
F UTE	1.00 A	B NBN	BZ 1

Width at 50.00 % of Max Intensity

H[m]	1.00	2.00	3.00	4.00	5.00	H[m]	1.00	2.00	3.00	4.00	5.00
OA	0.30	0.60	0.90	1.20	1.49	OC	0.31	0.62	0.93	1.24	1.55
OB	0.31	0.63	0.94	1.26	1.57	OD	0.31	0.62	0.93	1.24	1.55

	Luminous Intensities [cd/klm]									
	0	5	15	25	35	45	55	65	75	85
OA	451.56	687.81	1572.60	2640.71	2432.34	719.77	61.00	2.67	0.36	0.23
OB	451.56	280.65	92.52	20.35	5.70	3.04	1.54	0.00	0.00	0.00
OC	451.56	425.67	321.56	169.25	34.91	7.37	1.71	0.71	0.37	0.25
OD	451.56	425.67	321.56	169.25	34.91	7.37	1.71	0.71	0.37	0.25



H[m]	D[m]	Max lux	Med lux	Alpha=15.5°+11.5°	G=29.0
1.00	0.61	1968	1182		
2.00	1.23	492	295		
3.00	1.84	219	131		
4.00	2.45	123	74		
5.00	3.06	79	47		

H[m]	D[m]	Max lux	Med lux	Beta=15.2°+15.2°	G=0.0
1.00	0.62	1968	1182		
2.00	1.24	492	295		
3.00	1.86	219	131		
4.00	2.48	123	74		
5.00	3.10	79	47		