

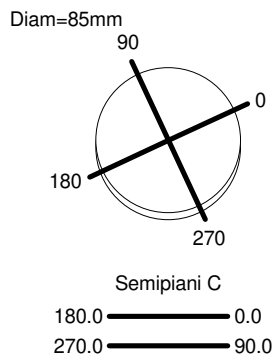
## Luminaire

Code M256425\_30°  
Name EVERY 105 TD TR OR LED 3000K 2X9°ME/BI\_30°

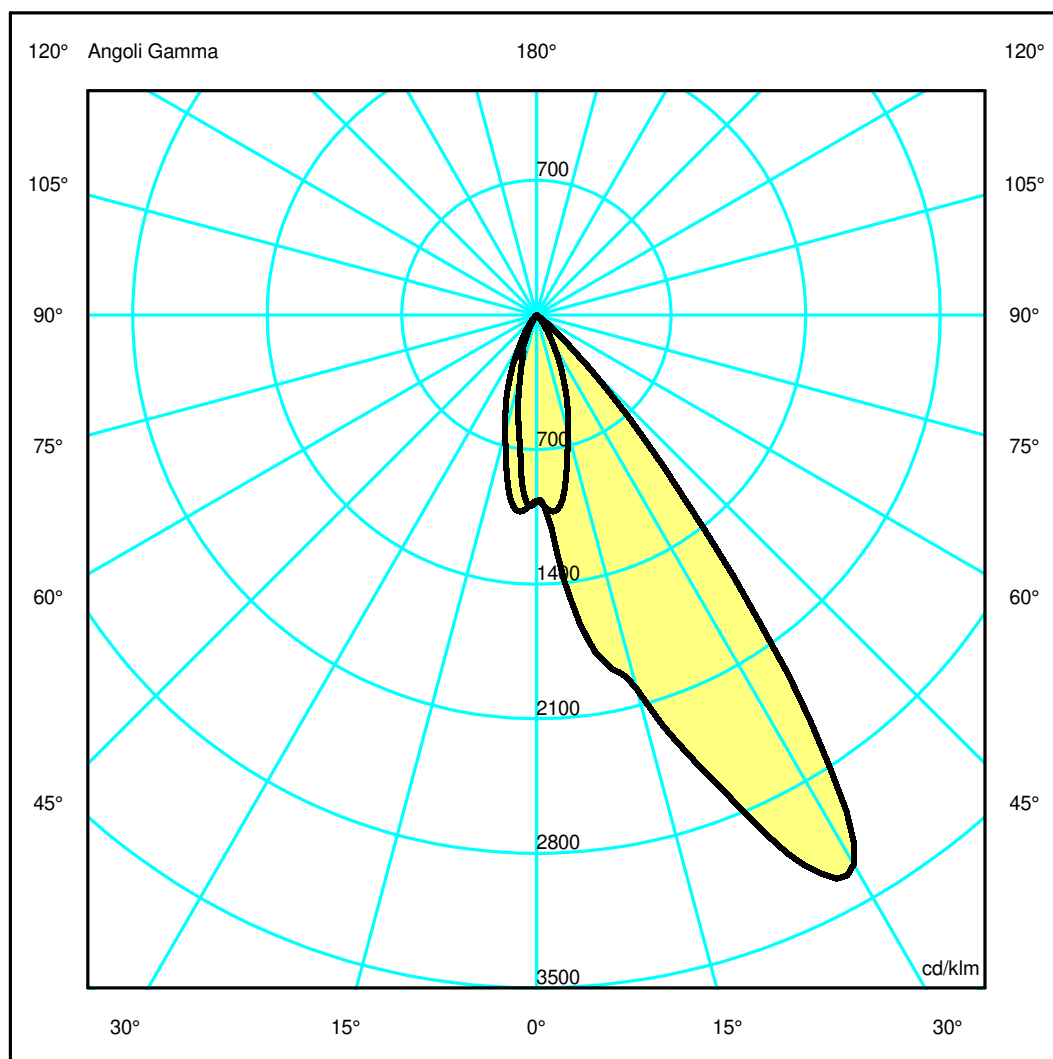
## Measurement

Code FTS2400229.  
Name EVERY 105 TD TR OR LED 3000K 2X9°ME/BI\_30°

Luminaire Flux	1182 lm	Luminaire Power	10.0 W	Efficacy	118.200 lm/W	Efficiency	100.00%
Source Flux	1182 lm	Maximum value	3333.29 cd/klm	Position	C=0.00 G=29.00	CG	Sym. on planes 0-180
Round Luminaire		Diam.	85 mm	Height	130 mm		
Round Luminous Area		Diam.	80 mm	Height	0 mm		
Horizontal Luminous Area			0.005027 m2	Emitting area on Plane 180°			0.000000 m2
Emitting area on Plane 0°			0.000000 m2	Emitting area on Plane 270°			0.000000 m2
Emitting area on Plane 90°			0.000000 m2	Glare area at 76°			0.001216 m2
Coordinate system		CG		Symmetry Type		Sym. on planes 0-180	
Date		06-06-2024		Maximum Gamma Angle		180	
Measurement Distance		0.00		Measurement Flux		1182 lm	
LED Flux=1556lm LED Power=10W Eff=76% EfcLed=156lm/W EfcLum=118lm/W CCT=3000K Ra=90 R9=50 SDCM=3 L70(9k)=50000h							
C.I.E.	94 100 100 100 100			D DIN 5040	A60		
F UTE	1.00 A			B NBN	BZ 1		



ULOR 0.02 %  
DLOR 99.98 %  
RN 0.02 %



## Luminaire

Code M256425\_30°  
Name EVERY 105 TD TR OR LED 3000K 2X9°ME/BI\_30°

## Measurment.

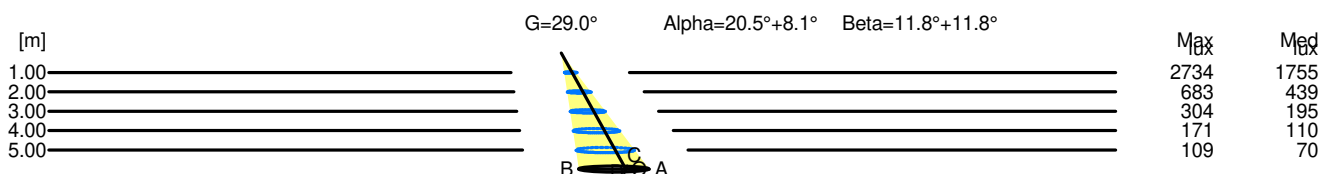
Code FTS2400229.  
Name EVERY 105 TD TR OR LED 3000K 2X9°ME/BI\_30°

Luminaire Flux	1182 lm	Luminaire Power	10.0 W	Efficacy	118.200 lm/W	Efficiency	100.00%
Source Flux	1182 lm	Maximum value	3333.29 cd/klm	Position	C=0.00 G=29.00	CG	Sym. on planes 0-180
Round Luminaire		Diam.	85 mm	Height	130 mm		
Round Luminous Area		Diam.	80 mm	Height	0 mm		
Horizontal Luminous Area		0.005027 m2		Emitting area on Plane 180°		0.000000 m2	
Emitting area on Plane 0°		0.000000 m2		Emitting area on Plane 270°		0.000000 m2	
Emitting area on Plane 90°		0.000000 m2		Glare area at 76°		0.001216 m2	
Coordinate system		CG		Symmetry Type		Sym. on planes 0-180	
Date		06-06-2024		Maximum Gamma Angle		180	
Measurement Distance		0.00		Measurement Flux		1182 lm	
LED Flux=1556lm LED Power=10W Eff=76% EfcLed=156lm/W EfcLum=118lm/W CCT=3000K Ra=90 R9=50 SDCM=3 L70(9k)=50000h							
C.I.E.	94	100	100	100		D DIN 5040	A60
F UTE	1.00	A				B NBN	BZ 1

### Width at 50.00 % of Max Intensity

H[m]	1.00	2.00	3.00	4.00	5.00	H[m]	1.00	2.00	3.00	4.00	5.00
OA	0.20	0.40	0.61	0.81	1.01	OC	0.24	0.48	0.72	0.96	1.20
OB	0.40	0.81	1.21	1.62	2.02	OD	0.24	0.48	0.72	0.96	1.20

	Luminous Intensities [ cd/klm]									
	0	5	15	25	35	45	55	65	75	85
OA	1143.22	1474.35	2383.18	3654.51	2695.54	448.31	38.34	1.13	0.35	0.25
OB	1143.22	1035.20	391.07	155.16	29.60	6.06	0.61	0.00	0.00	0.00
OC	1143.22	1212.80	746.16	348.03	103.37	23.45	1.46	0.33	0.30	0.28
OD	1143.22	1212.80	746.16	348.03	103.37	23.45	1.46	0.33	0.30	0.28



H[m]	D[m]	Max lux	Med lux	Alpha=20.5°+8.1°	G=29.0
1.00	0.61	2734	1755		
2.00	1.21	683	439		
3.00	1.82	304	195		
4.00	2.43	171	110		
5.00	3.03	109	70		

H[m]	D[m]	Max lux	Med lux	Beta=11.8°+11.8°	G=0.0
1.00	0.48	2734	1755		
2.00	0.96	683	439		
3.00	1.43	304	195		
4.00	1.91	171	110		
5.00	2.39	109	70		