

Luminaire

Code M262405_30°
Name EVERY 150 TD TRLS OR LED 3000 2X13°ME_30°

Measurement

Code FTS2400276.
Name EVERY 150 TD TRLS OR LED 3000 2X13°ME_30°

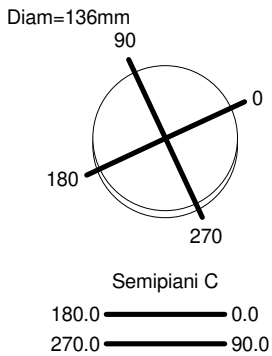
Luminaire Flux	2418 lm	Luminaire Power	20.0 W	Efficacy	120.900 lm/W	Efficiency	100.00%
Source Flux	2418 lm	Maximum value	2612.90 cd/klm	Position	C=0.00 G=30.00	CG	Sym. on planes 0-180
Round Luminaire		Diam.	136 mm	Height	138 mm		
Round Luminous Area		Diam.	121 mm	Height	0 mm		
Horizontal Luminous Area			0.011499 m2	Emitting area on Plane 180°			0.000000 m2
Emitting area on Plane 0°			0.000000 m2	Emitting area on Plane 270°			0.000000 m2
Emitting area on Plane 90°			0.000000 m2	Glare area at 76°			0.002782 m2
Coordinate system		CG		Symmetry Type		Sym. on planes 0-180	
Date		06-06-2024		Maximum Gamma Angle		180	
Measurement Distance		0.00		Measurement Flux		2418 lm	

LED Flux=3145lm LED Power=20W Eff=77% EfcLed=157lm/W EfcLum=121lm/W CCT=3000K Ra=90 R9=50 SDCM=3 L70(9k)=50000h

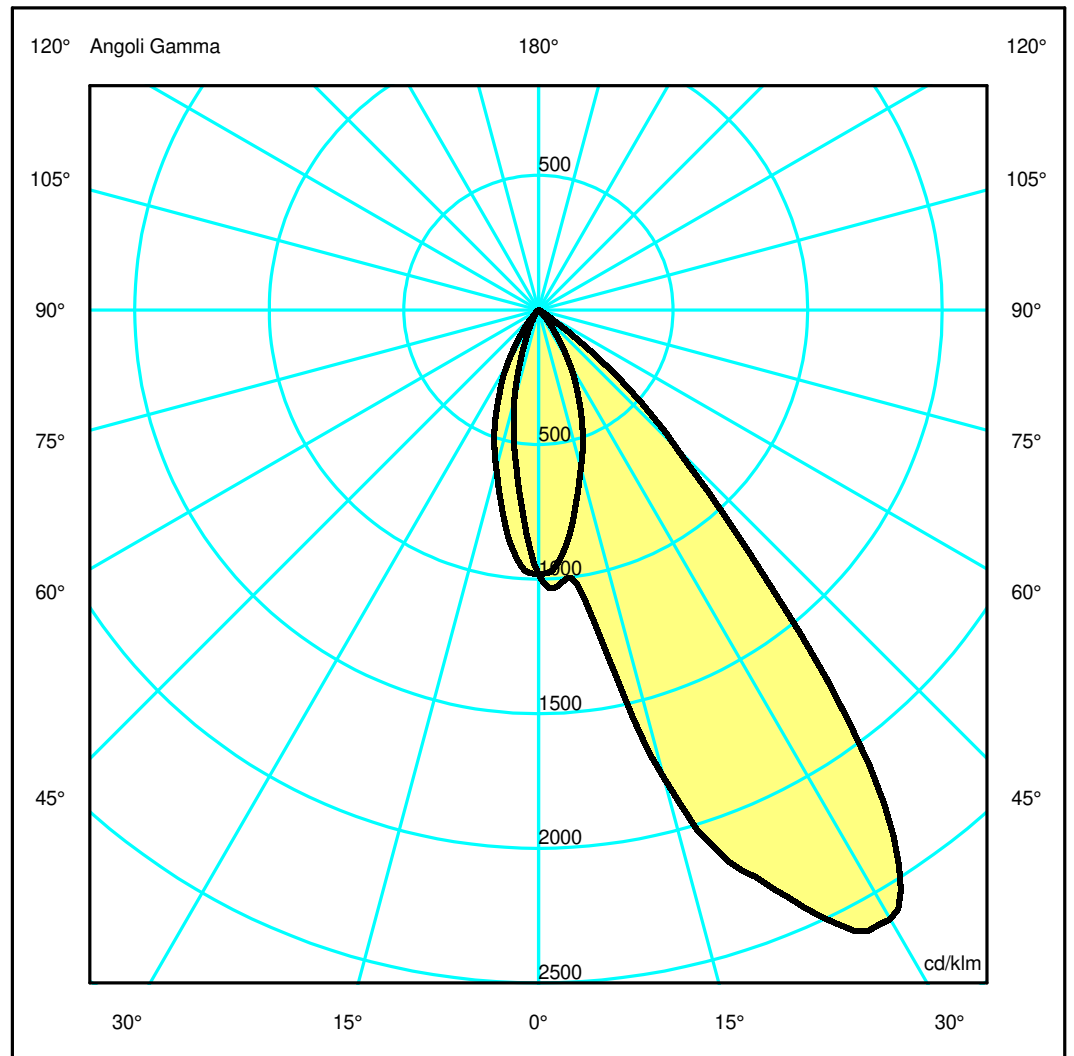
C.I.E. 88 100 100 100 100
F UTE 1.00 A

D DIN 5040
B NBN

A60
BZ 1



ULOR 0.02 %
DLOR 99.98 %
RN 0.02 %



Luminaire

Code M262405_30°
Name EVERY 150 TD TRLS OR LED 3000 2X13°ME_30°

Measurem.

Code FTS2400276.
Name EVERY 150 TD TRLS OR LED 3000 2X13°ME_30°

Luminaire Flux	2418 lm	Luminaire Power	20.0 W	Efficacy	120.900 lm/W	Efficiency	100.00%
Source Flux	2418 lm	Maximum value	2612.90 cd/klm	Position	C=0.00 G=30.00	CG	Sym. on planes 0-180
Round Luminaire		Diam.	136 mm	Height	138 mm		
Round Luminous Area		Diam.	121 mm	Height	0 mm		
Horizontal Luminous Area		0.011499 m2		Emitting area on Plane 180°		0.000000 m2	
Emitting area on Plane 0°		0.000000 m2		Emitting area on Plane 270°		0.000000 m2	
Emitting area on Plane 90°		0.000000 m2		Glare area at 76°		0.002782 m2	
Coordinate system		CG		Symmetry Type		Sym. on planes 0-180	
Date		06-06-2024		Maximum Gamma Angle		180	
Measurement Distance		0.00		Measurement Flux		2418 lm	

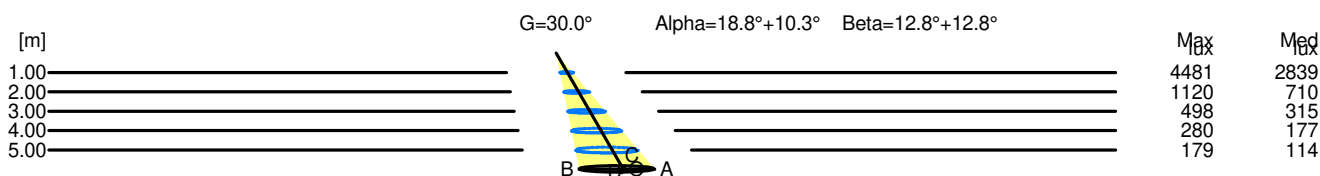
LED Flux=3145lm LED Power=20W Eff=77% EfcLed=157lm/W EfcLum=121lm/W CCT=3000K Ra=90 R9=50 SDCM=3 L70(9k)=50000h

C.I.E.	88 100 100 100 100	D DIN 5040	A60
F UTE	1.00 A	B NBN	BZ 1

Width at 50.00 % of Max Intensity

H[m]	1.00	2.00	3.00	4.00	5.00	H[m]	1.00	2.00	3.00	4.00	5.00
OA	0.27	0.54	0.81	1.08	1.35	OC	0.26	0.53	0.79	1.05	1.32
OB	0.38	0.76	1.14	1.51	1.89	OD	0.26	0.53	0.79	1.05	1.32

	Luminous Intensities [cd/klm]									
	0	5	15	25	35	45	55	65	75	85
OA	2371.54	2453.38	4351.72	6013.84	5415.12	1749.20	218.32	25.70	2.35	0.72
OB	2371.54	1761.75	841.42	235.26	58.62	9.98	1.08	0.00	0.00	0.00
OC	2371.54	2239.44	1470.74	833.21	295.22	55.29	8.75	0.63	0.49	0.43
OD	2371.54	2239.44	1470.74	833.21	295.22	55.29	8.75	0.63	0.49	0.43



H[m]	D[m]	Max lux	Med lux	Alpha=18.8°+10.3°	G=30.0
1.00	0.65	4481	2839		
2.00	1.30	1120	710		
3.00	1.94	498	315		
4.00	2.59	280	177		
5.00	3.24	179	114		

H[m]	D[m]	Max lux	Med lux	Beta=12.8°+12.8°	G=0.0
1.00	0.53	4481	2839		
2.00	1.05	1120	710		
3.00	1.58	498	315		
4.00	2.10	280	177		
5.00	2.63	179	114		