

Luminaire

Code M262605_30°
Name EVERY 150 TD TRLS OR LED 3000 2X16°ME_30°

Measurement

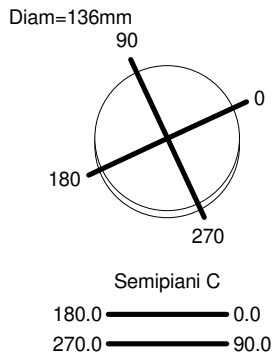
Code FTS2400274.
Name EVERY 150 TD TRLS OR LED 3000 2X16°ME_30°

Luminaire Flux	2121 lm	Luminaire Power	20.0 W	Efficacy	106.050 lm/W	Efficiency	100.00%
Source Flux	2121 lm	Maximum value	1137.11 cd/klm	Position	C=5.00 G=10.00	CG	Sym. on planes 0-180
Round Luminaire		Diam.	136 mm	Height	138 mm		
Round Luminous Area		Diam.	121 mm	Height	0 mm		
Horizontal Luminous Area			0.011499 m2	Emitting area on Plane 180°			0.000000 m2
Emitting area on Plane 0°			0.000000 m2	Emitting area on Plane 270°			0.000000 m2
Emitting area on Plane 90°			0.000000 m2	Glare area at 76°			0.002782 m2
Coordinate system		CG		Symmetry Type		Sym. on planes 0-180	
Date		06-06-2024		Maximum Gamma Angle		180	
Measurement Distance		0.00		Measurement Flux		2121 lm	

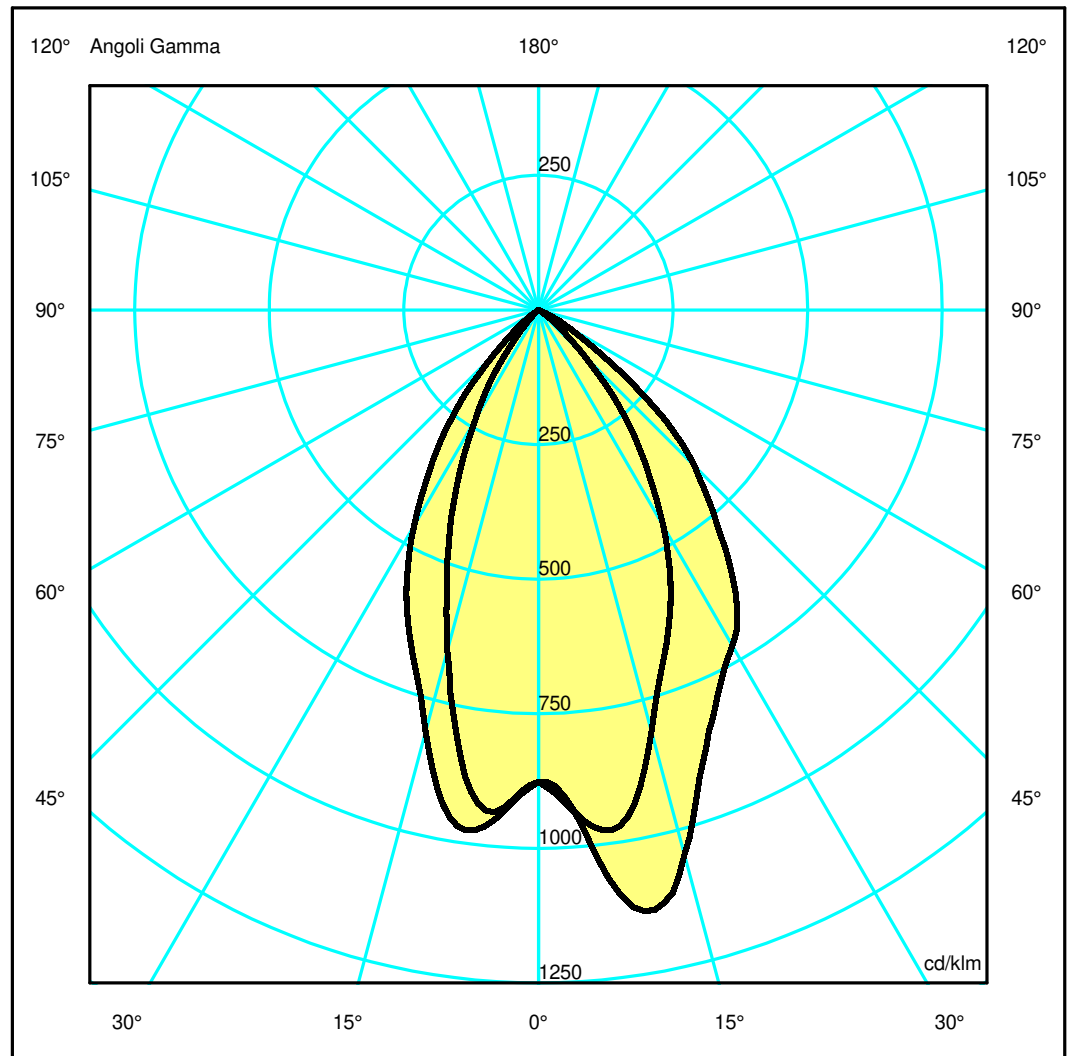
LED Flux=3145lm LED Power=20W Eff=67% EfcLed=157lm/W EfcLum=106lm/W CCT=3000K Ra=90 R9=50 SDCM=3 L70(9k)=50000h

C.I.E. 85 99 100 100 100
F UTE 1.00 A

D DIN 5040 A60
B NBN BZ 1



ULOR 0.03 %
DLOR 99.97 %
RN 0.03 %



Luminaire

Code M262605_30°
Name EVERY 150 TD TRLS OR LED 3000 2X16°ME_30°

Measurment.

Code FTS2400274.
Name EVERY 150 TD TRLS OR LED 3000 2X16°ME_30°

Luminaire Flux	2121 lm	Luminaire Power	20.0 W	Efficacy	106.050 lm/W	Efficiency	100.00%
Source Flux	2121 lm	Maximum value	1137.11 cd/klm	Position	C=5.00 G=10.00	CG	Sym. on planes 0-180
Round Luminaire		Diam.	136 mm	Height	138 mm		
Round Luminous Area		Diam.	121 mm	Height	0 mm		
Horizontal Luminous Area		0.011499 m2		Emitting area on Plane 180°		0.000000 m2	
Emitting area on Plane 0°		0.000000 m2		Emitting area on Plane 270°		0.000000 m2	
Emitting area on Plane 90°		0.000000 m2		Glare area at 76°		0.002782 m2	
Coordinate system		CG		Symmetry Type		Sym. on planes 0-180	
Date		06-06-2024		Maximum Gamma Angle		180	
Measurement Distance		0.00		Measurement Flux		2121 lm	

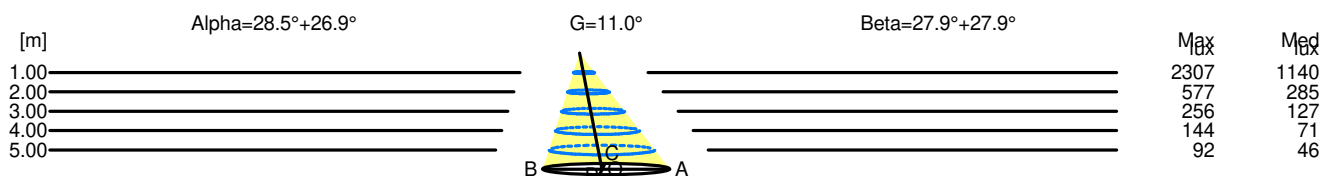
LED Flux=3145lm LED Power=20W Eff=67% EfcLed=157lm/W EfcLum=106lm/W CCT=3000K Ra=90 R9=50 SDCM=3 L70(9k)=50000h

C.I.E.	85 99 100 100 100	D DIN 5040	A60
F UTE	1.00 A	B NBN	BZ 1

Width at 50.00 % of Max Intensity

H[m]	1.00	2.00	3.00	4.00	5.00	H[m]	1.00	2.00	3.00	4.00	5.00
OA	0.58	1.17	1.75	2.33	2.92	OC	0.54	1.08	1.62	2.16	2.70
OB	0.51	1.02	1.53	2.04	2.55	OD	0.54	1.08	1.62	2.16	2.70

	Luminous Intensities [cd/klm]									
	0	5	15	25	35	45	55	65	75	85
OA	1858.70	2055.66	2220.01	1671.71	1352.51	869.42	291.70	46.22	1.78	0.74
OB	1858.70	1985.54	1390.32	761.43	301.80	44.47	4.57	0.00	0.00	0.00
OC	1858.70	2017.58	1717.99	1233.13	727.21	252.68	37.03	1.15	0.85	0.81
OD	1858.70	2017.58	1717.99	1233.13	727.21	252.68	37.03	1.15	0.85	0.81



H[m]	D[m]	Max lux	Med lux	Alpha=28.5°+26.9°	G=11.0
1.00	1.09	2307	1140		
2.00	2.19	577	285		
3.00	3.28	256	127		
4.00	4.37	144	71		
5.00	5.47	92	46		

H[m]	D[m]	Max lux	Med lux	Beta=27.9°+27.9°	G=0.0
1.00	1.08	2307	1140		
2.00	2.16	577	285		
3.00	3.24	256	127		
4.00	4.32	144	71		
5.00	5.40	92	46		