

## Luminaire

Code M323620  
Name EVERY 150 RD TR FI LED 2700 2X13°ME/BL

## Measurement

Code FTS1602591-A  
Name EVERY 150 RD TR FI LED 2700 2X13°ME/BL

Luminaire Flux	2439 lm	Luminaire Power	20.0 W	Efficacy	121.950 lm/W	Efficiency	100.00%
Source Flux	2439 lm	Maximum value	4498.91 cd/klm	Position	C=0.00 G=0.00	CG	Rotosymmetrical
Round Luminaire		Diam.	136 mm	Height	138 mm		
Round Luminous Area		Diam.	121 mm	Height	0 mm		
Horizontal Luminous Area		0.011499 m2		Emitting area on Plane 180°		0.000000 m2	
Emitting area on Plane 0°		0.000000 m2		Emitting area on Plane 270°		0.000000 m2	
Emitting area on Plane 90°		0.000000 m2		Glare area at 76°		0.002782 m2	
Coordinate system		CG		Symmetry Type		Rotosymmetrical	
Date		06-06-2024		Maximum Gamma Angle		180	
Measurement Distance		0.00		Measurement Flux		2439 lm	

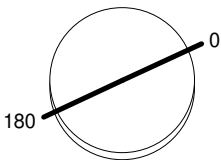
LED Flux=2979lm LED Power=20W Eff=82% EfcLed=149lm/W EfcLum=122lm/W CCT=2700K Ra=90 R9=50 SDCM=3 L70(9k)=50000h

C.I.E. 98 100 100 100 100  
F UTE --

D DIN 5040  
B NBN

A60  
BZ 1

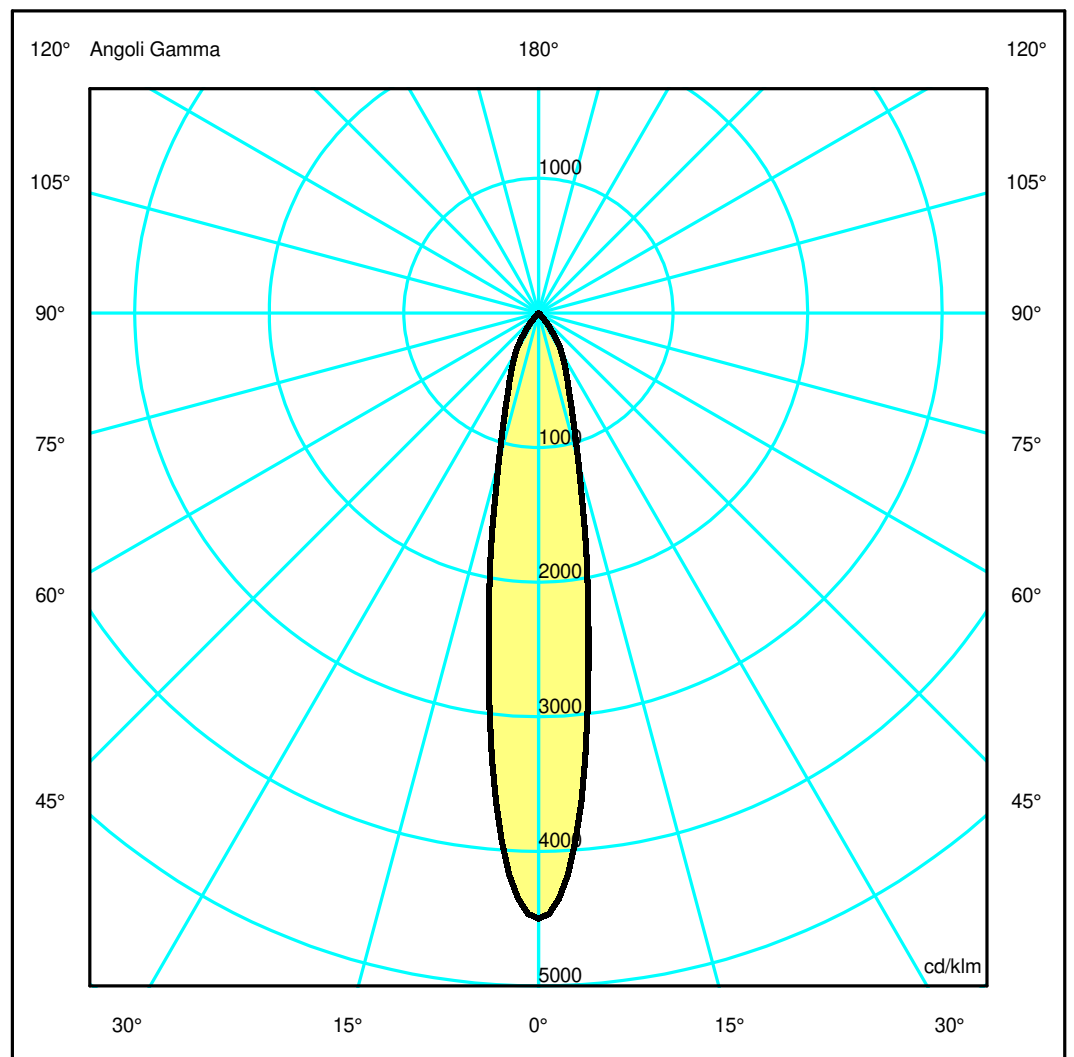
Diam=136mm



Semipiani C

180.0 ——— 0.0

ULOR 0.00 %  
DLOR 100.00 %  
RN 0.00 %



## Luminaire

Code M323620  
Name EVERY 150 RD TR FI LED 2700 2X13°ME/BL

## Measurment.

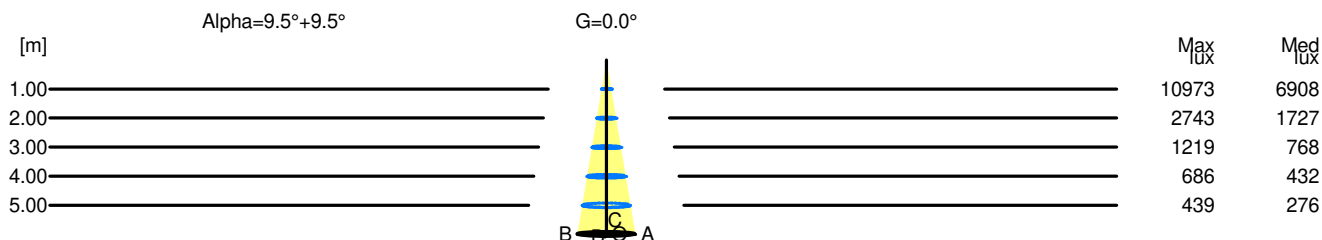
Code FTS1602591-A  
Name EVERY 150 RD TR FI LED 2700 2X13°ME/BL

Luminaire Flux	2439 lm	Luminaire Power	20.0 W	Efficacy	121.950 lm/W	Efficiency	100.00%
Source Flux	2439 lm	Maximum value	4498.91 cd/klm	Position	C=0.00 G=0.00	CG	Rotosymmetrical
Round Luminaire		Diam.	136 mm	Height	138 mm		
Round Luminous Area		Diam.	121 mm	Height	0 mm		
Horizontal Luminous Area		0.011499 m2		Emitting area on Plane 180°		0.000000 m2	
Emitting area on Plane 0°		0.000000 m2		Emitting area on Plane 270°		0.000000 m2	
Emitting area on Plane 90°		0.000000 m2		Glare area at 76°		0.002782 m2	
Coordinate system		CG		Symmetry Type		Rotosymmetrical	
Date		06-06-2024		Maximum Gamma Angle		180	
Measurement Distance		0.00		Measurement Flux		2439 lm	
LED Flux=2979lm LED Power=20W Eff=82% EfcLed=149lm/W EfcLum=122lm/W CCT=2700K Ra=90 R9=50 SDCM=3 L70(9k)=50000h							
C.I.E.	98 100 100 100 100			D DIN 5040	A60		
F UTE	--			B NBN	BZ 1		

Width at 50.00 % of Max Intensity

H[m]	1.00	2.00	3.00	4.00	5.00	H[m]	1.00	2.00	3.00	4.00	5.00
OA	0.17	0.33	0.50	0.67	0.83	OC	0.17	0.33	0.50	0.67	0.83
OB	0.17	0.33	0.50	0.67	0.83	OD	0.17	0.33	0.50	0.67	0.83

	Luminous Intensities [ cd/klm ]									
	0	5	15	25	35	45	55	65	75	85
OA	10972.85	8887.59	2770.49	1175.18	480.19	55.65	6.77	0.58	0.42	0.38
OB	10972.85	8887.59	2770.49	1175.18	480.19	55.65	6.77	0.58	0.42	0.38
OC	10972.85	8887.59	2770.49	1175.18	480.19	55.65	6.77	0.58	0.42	0.38
OD	10972.85	8887.59	2770.49	1175.18	480.19	55.65	6.77	0.58	0.42	0.38



H[m]	D[m]	Max lux	Med lux	Alpha=9.5°+9.5°	G=0.0
1.00	0.33	10973	6908		
2.00	0.67	2743	1727		
3.00	1.00	1219	768		
4.00	1.34	686	432		
5.00	1.67	439	276		