

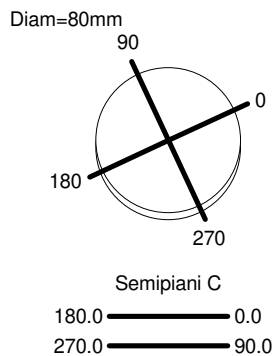
## Luminaire

Code M325825\_30°  
Name EVERYT 80 RD OR LED 2700K 2X14° B/B\_30°

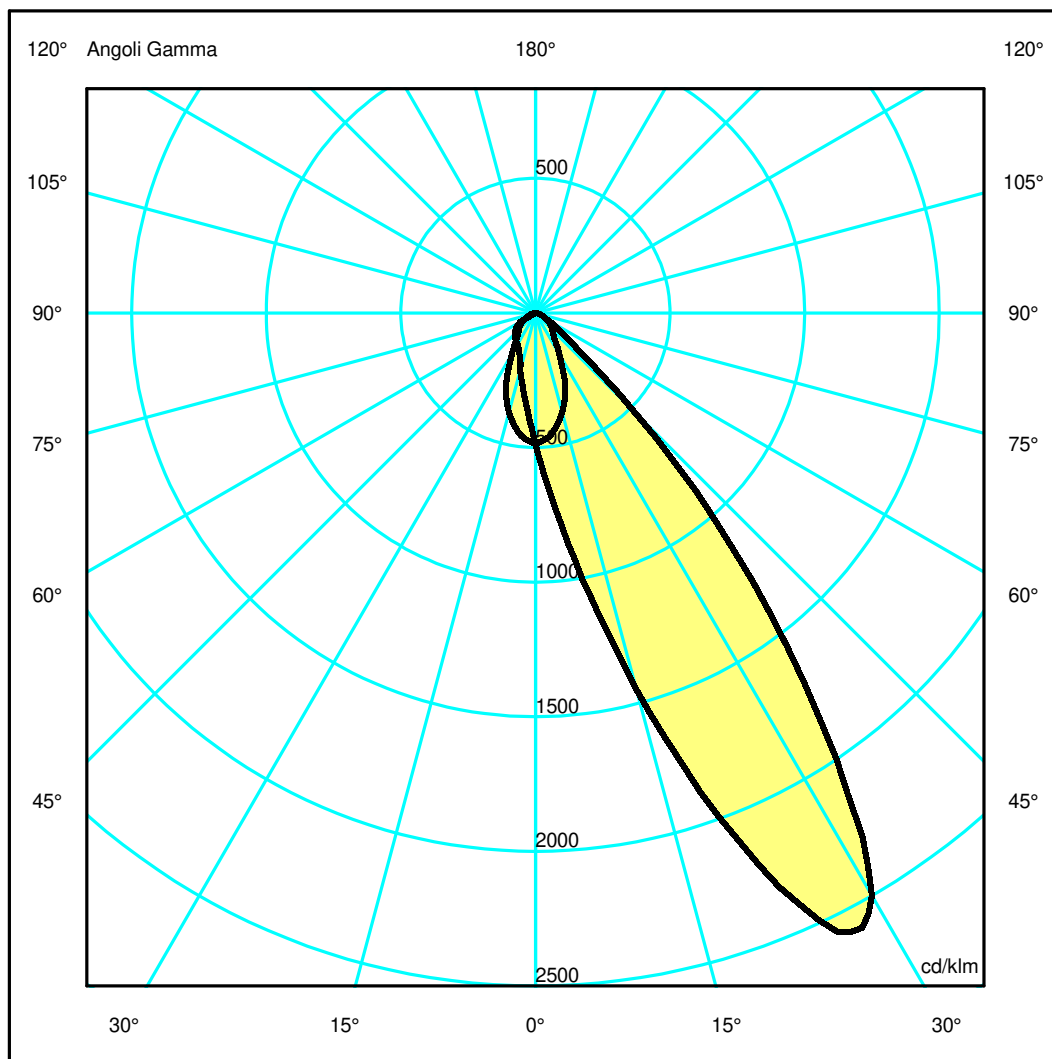
## Measurement

Code FTS2400132.  
Name EVERYT 80 RD OR LED 2700K 2X14° B/B\_30°

Luminaire Flux	1004 lm	Luminaire Power	10.0 W	Efficacy	100.400 lm/W	Efficiency	100.00%
Source Flux	1004 lm	Maximum value	2585.33 cd/klm	Position	C=0.00 G=28.00	CG	Sym. on planes 0-180
Round Luminaire		Diam.	80 mm	Height	115 mm		
Round Luminous Area		Diam.	60 mm	Height	0 mm		
Horizontal Luminous Area			0.002827 m2	Emitting area on Plane 180°			0.000000 m2
Emitting area on Plane 0°			0.000000 m2	Emitting area on Plane 270°			0.000000 m2
Emitting area on Plane 90°			0.000000 m2	Glare area at 76°			0.000684 m2
Coordinate system		CG		Symmetry Type		Sym. on planes 0-180	
Date		20-05-2024		Maximum Gamma Angle		180	
Measurement Distance		0.00		Measurement Flux		1004 lm	
LED Flux=1474lm LED Power=10W Eff=68% EfcLed=147lm/W EfcLum=100lm/W CCT=2700K Ra=90 R9=50 SDCM=3 L70(9k)=50000h							
C.I.E.	79 95 99 100 100			D DIN 5040	A60		
F UTE	1.00 B			B NBN	BZ 2 / 0.6 / BZ 1 / 4 / BZ 2		



ULOR 0.06 %  
DLOR 99.94 %  
RN 0.06 %



## Luminaire

Code M325825\_30°  
Name EVERYT 80 RD OR LED 2700K 2X14° B/B\_30°

## Measurment.

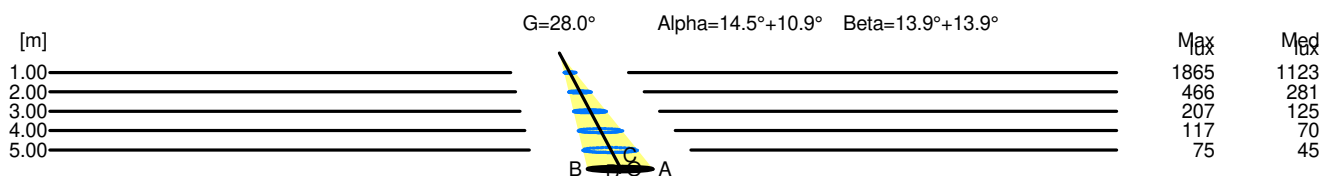
Code FTS2400132.  
Name EVERYT 80 RD OR LED 2700K 2X14° B/B\_30°

Luminaire Flux	1004 lm	Luminaire Power	10.0 W	Efficacy	100.400 lm/W	Efficiency	100.00%
Source Flux	1004 lm	Maximum value	2585.33 cd/klm	Position	C=0.00 G=28.00	CG	Sym. on planes 0-180
Round Luminaire		Diam.	80 mm	Height	115 mm		
Round Luminous Area		Diam.	60 mm	Height	0 mm		
Horizontal Luminous Area			0.002827 m2	Emitting area on Plane 180°			0.000000 m2
Emitting area on Plane 0°			0.000000 m2	Emitting area on Plane 270°			0.000000 m2
Emitting area on Plane 90°			0.000000 m2	Glare area at 76°			0.000684 m2
Coordinate system		CG		Symmetry Type			Sym. on planes 0-180
Date		20-05-2024		Maximum Gamma Angle			180
Measurement Distance		0.00		Measurement Flux			1004 lm
LED Flux=1474lm LED Power=10W Eff=68% EfcLed=147lm/W EfcLum=100lm/W CCT=2700K Ra=90 R9=50 SDCM=3 L70(9k)=50000h							
C.I.E.	79 95 99 100 100			D DIN 5040	A60		
F UTE	1.00 B			B NBN	BZ 2 / 0.6 / BZ 1 / 4 / BZ 2		

### Width at 50.00 % of Max Intensity

H[m]	1.00	2.00	3.00	4.00	5.00	H[m]	1.00	2.00	3.00	4.00	5.00
OA	0.28	0.55	0.83	1.10	1.38	OC	0.28	0.56	0.84	1.12	1.40
OB	0.29	0.58	0.87	1.16	1.45	OD	0.28	0.56	0.84	1.12	1.40

	Luminous Intensities [ cd/klm ]									
	0	5	15	25	35	45	55	65	75	85
OA	489.25	693.63	1453.27	2497.54	1847.24	518.11	99.84	32.81	15.29	5.31
OB	489.25	359.51	220.78	148.51	126.64	107.04	82.83	0.00	0.00	0.00
OC	489.25	470.02	383.22	246.76	128.17	88.48	63.67	36.37	17.48	4.77
OD	489.25	470.02	383.22	246.76	128.17	88.48	63.67	36.37	17.48	4.77



H[m]	D[m]	Max lux	Med lux	Alpha=14.5°+10.9°	G=28.0
1.00	0.57	1865	1123		
2.00	1.13	466	281		
3.00	1.70	207	125		
4.00	2.27	117	70		
5.00	2.83	75	45		

H[m]	D[m]	Max lux	Med lux	Beta=13.9°+13.9°	G=0.0
1.00	0.56	1865	1123		
2.00	1.12	466	281		
3.00	1.68	207	125		
4.00	2.24	117	70		
5.00	2.80	75	45		