

Luminaire

Code M327020
Name EVERYT 80 SQ FI LED 2700K 2X14° B/B

Measurerm.

Code FTS1602742-A
Name EVERYT 80 SQ FI LED 2700K 2X14° B/B

Luminaire Flux	1145 lm	Luminaire Power	10.0 W	Efficacy	114.500 lm/W	Efficiency	100.00%
Source Flux	1145 lm	Maximum value	2331.41 cd/klm	Position	C=0.00 G=0.00	CG	Rotosymmetrical
Rectangular Luminaire		Length	80 mm	Width	80 mm	Height	115 mm
Rectangular Luminous Area		Length	60 mm	Width	60 mm	Height	0 mm
Horizontal Luminous Area		0.003600 m2		Emitting area on Plane 180°		0.000000 m2	
Emitting area on Plane 0°		0.000000 m2		Emitting area on Plane 270°		0.000000 m2	
Emitting area on Plane 90°		0.000000 m2		Glare area at 76°		0.000871 m2	
Coordinate system		CG		Symmetry Type		Rotosymmetrical	
Date		20-05-2024		Maximum Gamma Angle		180	
Measurement Distance		0.00		Measurement Flux		1145 lm	

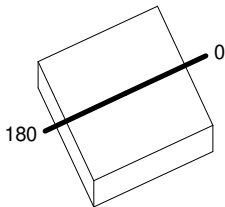
LED Flux=1474lm LED Power=10W Eff=78% EfcLed=147lm/W EfcLum=115lm/W CCT=2700K Ra=90 R9=50 SDCM=3 L70(9k)=50000h

C.I.E. 88 95 99 100 100
F UTE 1.00 A

D DIN 5040
B NBN

A60
BZ 1

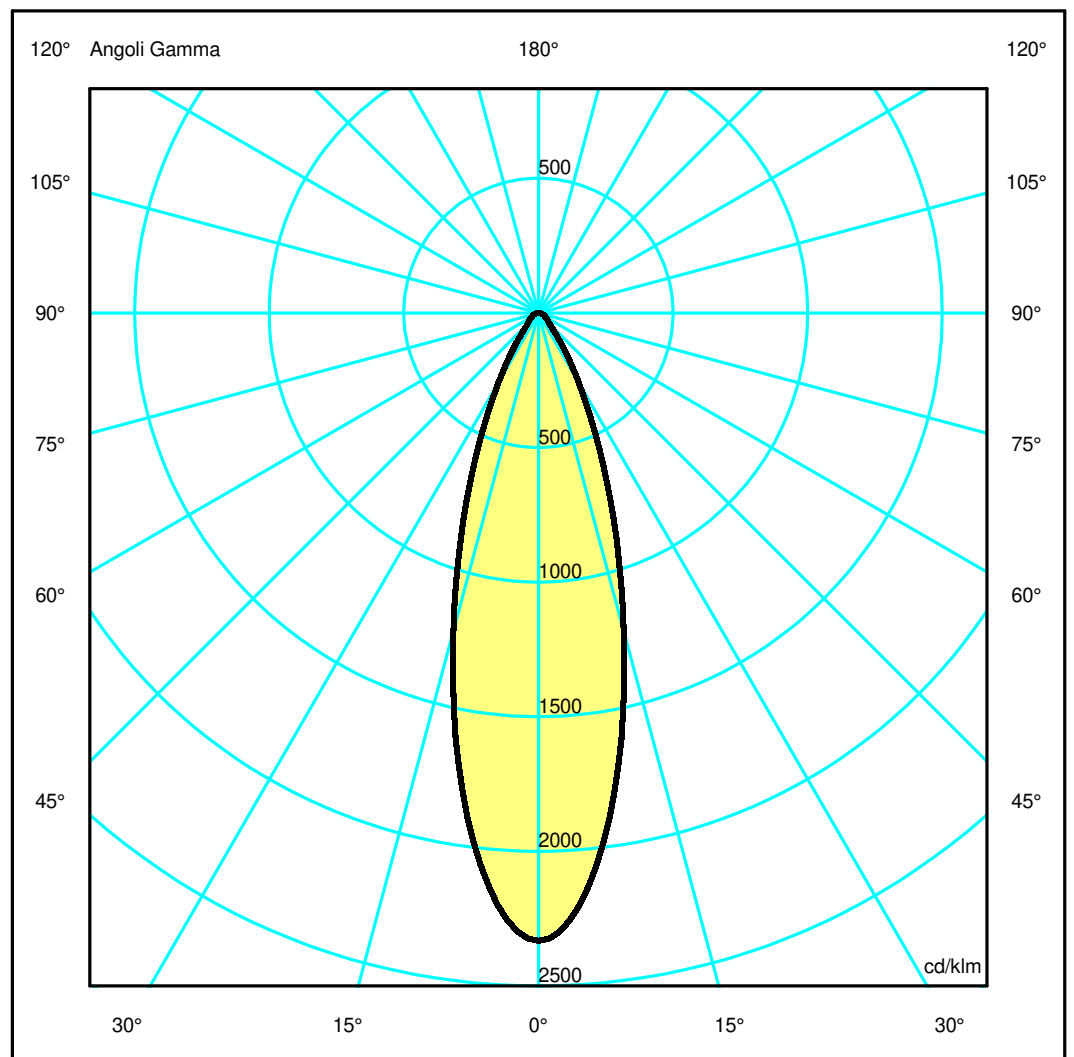
80mm x 80mm



Semipiani C

180.0 ——— 0.0

ULOR 0.00 %
DLOR100.00 %
RN 0.00 %



Luminaire

Code M327020
Name EVERYT 80 SQ FI LED 2700K 2X14° B/B

Measurerm.

Code FTS1602742-A
Name EVERYT 80 SQ FI LED 2700K 2X14° B/B

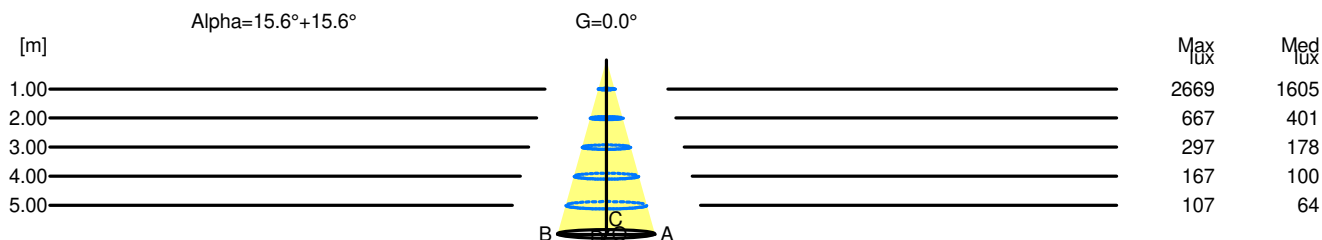
Luminaire Flux	1145 lm	Luminaire Power	10.0 W	Efficacy	114.500 lm/W	Efficiency	100.00%
Source Flux	1145 lm	Maximum value	2331.41 cd/klm	Position	C=0.00 G=0.00	CG	Rotosymmetrical
Rectangular Luminaire		Length	80 mm	Width	80 mm	Height	115 mm
Rectangular Luminous Area		Length	60 mm	Width	60 mm	Height	0 mm
Horizontal Luminous Area		0.003600 m2		Emitting area on Plane 180°		0.000000 m2	
Emitting area on Plane 0°		0.000000 m2		Emitting area on Plane 270°		0.000000 m2	
Emitting area on Plane 90°		0.000000 m2		Glare area at 76°		0.000871 m2	
Coordinate system		CG		Symmetry Type		Rotosymmetrical	
Date		20-05-2024		Maximum Gamma Angle		180	
Measurement Distance		0.00		Measurement Flux		1145 lm	
LED Flux=1474lm LED Power=10W Eff=78% EfcLed=147lm/W EfcLum=115lm/W CCT=2700K Ra=90 R9=50 SDCM=3 L70(9k)=50000h							
C.I.E.	88 95 99 100 100			D DIN 5040	A60		
F UTE	1.00 A			B NBN	BZ 1		

Width at 50.00 % of Max Intensity

H[m]	1.00	2.00	3.00	4.00	5.00	H[m]	1.00	2.00	3.00	4.00	5.00
OA	0.28	0.56	0.84	1.12	1.40	OC	0.28	0.56	0.84	1.12	1.40
OB	0.28	0.56	0.84	1.12	1.40	OD	0.28	0.56	0.84	1.12	1.40

Luminous Intensities [cd/klm]

	0	5	15	25	35	45	55	65	75	85
OA	2669.46	2445.28	1401.14	579.13	195.65	68.28	43.24	28.94	17.17	5.45
OB	2669.46	2445.28	1401.14	579.13	195.65	68.28	43.24	28.94	17.17	5.45
OC	2669.46	2445.28	1401.14	579.13	195.65	68.28	43.24	28.94	17.17	5.45
OD	2669.46	2445.28	1401.14	579.13	195.65	68.28	43.24	28.94	17.17	5.45



H[m]	D[m]	Max lux	Med lux	Alpha=15.6°+15.6°	G=0.0
1.00	0.56	2669	1605		
2.00	1.12	667	401		
3.00	1.68	297	178		
4.00	2.24	167	100		
5.00	2.80	107	64		