

Luminaire

Code M327025_30°
Name EVERYT 80 SQ OR LED 2700K 2X14° B/B_30°

Measurement

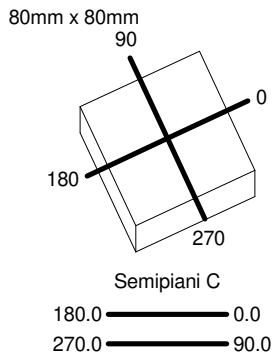
Code FTS2400135.
Name EVERYT 80 SQ OR LED 2700K 2X14° B/B_30°

Luminaire Flux	1028 lm	Luminaire Power	10.0 W	Efficacy	102.800 lm/W	Efficiency	100.00%
Source Flux	1028 lm	Maximum value	2539.08 cd/klm	Position	C=0.00 G=28.00	CG	Sym. on planes 0-180
Rectangular Luminaire		Length	80 mm	Width	80 mm	Height	115 mm
Rectangular Luminous Area		Length	60 mm	Width	60 mm	Height	0 mm
Horizontal Luminous Area		0.003600 m2		Emitting area on Plane 180°		0.000000 m2	
Emitting area on Plane 0°		0.000000 m2		Emitting area on Plane 270°		0.000000 m2	
Emitting area on Plane 90°		0.000000 m2		Glare area at 76°		0.000871 m2	
Coordinate system		CG		Symmetry Type		Sym. on planes 0-180	
Date		20-05-2024		Maximum Gamma Angle		180	
Measurement Distance		0.00		Measurement Flux		1028 lm	

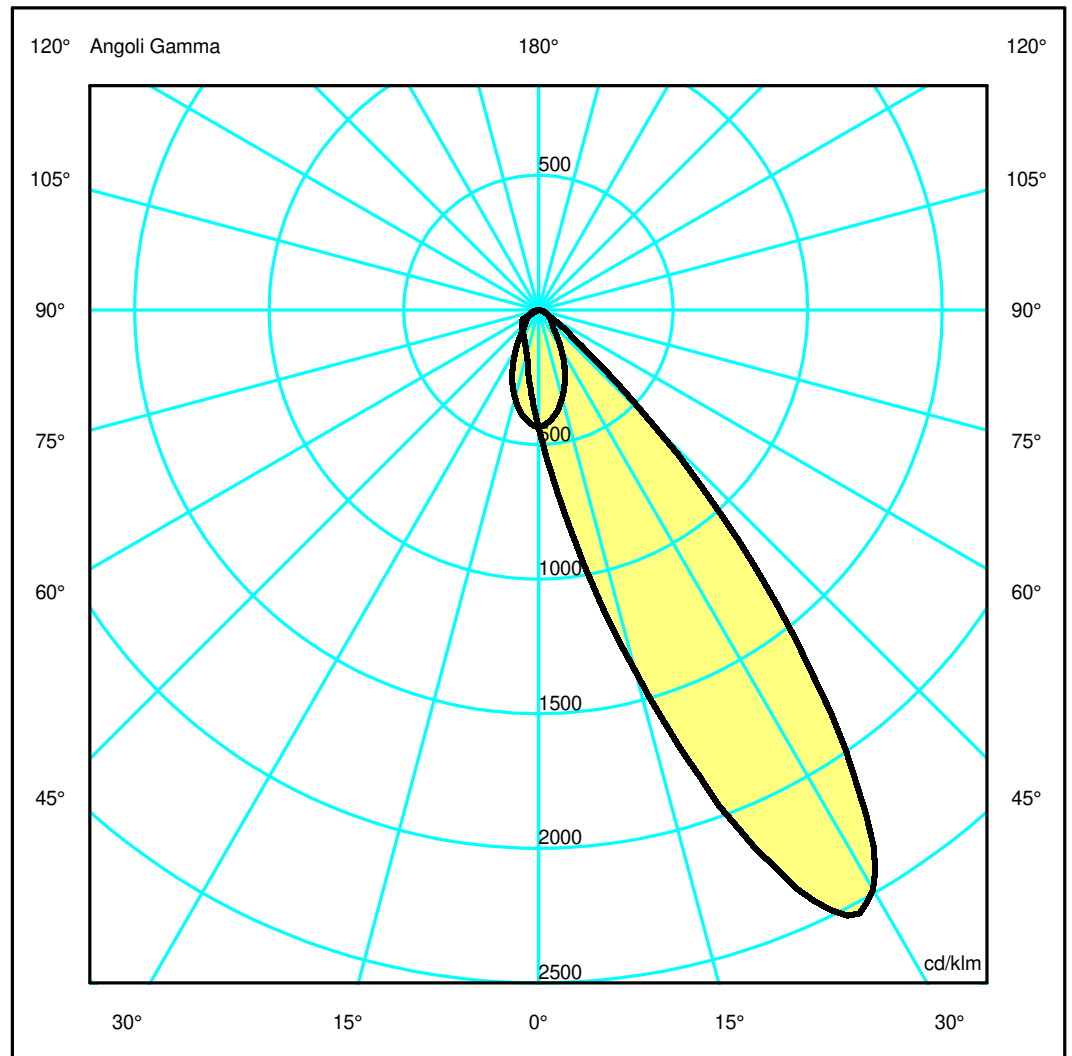
LED Flux=1474lm LED Power=10W Eff=70% EfcLed=147lm/W EfcLum=103lm/W CCT=2700K Ra=90 R9=50 SDCM=3 L70(9k)=50000h

C.I.E. 77 95 99 100 100
F UTE 1.00 B

D DIN 5040 A60
B NBN BZ 2



ULOR 0.09 %
DLOR 99.91 %
RN 0.09 %



Luminaire

Code M327025_30°
Name EVERYT 80 SQ OR LED 2700K 2X14° B/B_30°

Measurement

Code FTS2400135.
Name EVERYT 80 SQ OR LED 2700K 2X14° B/B_30°

Luminaire Flux	1028 lm	Luminaire Power	10.0 W	Efficacy	102.800 lm/W	Efficiency	100.00%
Source Flux	1028 lm	Maximum value	2539.08 cd/klm	Position	C=0.00 G=28.00	CG	Sym. on planes 0-180
Rectangular Luminaire		Length	80 mm	Width	80 mm	Height	115 mm
Rectangular Luminous Area		Length	60 mm	Width	60 mm	Height	0 mm
Horizontal Luminous Area		0.003600 m2		Emitting area on Plane 180°		0.000000 m2	
Emitting area on Plane 0°		0.000000 m2		Emitting area on Plane 270°		0.000000 m2	
Emitting area on Plane 90°		0.000000 m2		Glare area at 76°		0.000871 m2	
Coordinate system		CG		Symmetry Type		Sym. on planes 0-180	
Date		20-05-2024		Maximum Gamma Angle		180	
Measurement Distance		0.00		Measurement Flux		1028 lm	

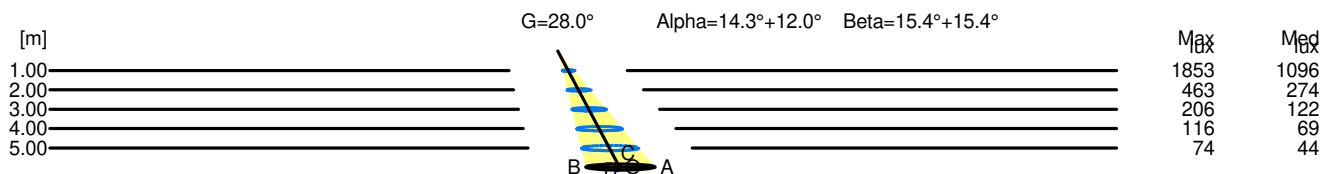
LED Flux=1474lm LED Power=10W Eff=70% EfcLed=147lm/W EfcLum=103lm/W CCT=2700K Ra=90 R9=50 SDCM=3 L70(9k)=50000h

C.I.E.	77 95 99 100 100	D DIN 5040	A60
F UTE	1.00 B	B NBN	BZ 2

Width at 50.00 % of Max Intensity

H[m]	1.00	2.00	3.00	4.00	5.00	H[m]	1.00	2.00	3.00	4.00	5.00
OA	0.31	0.61	0.92	1.23	1.53	OC	0.31	0.62	0.93	1.25	1.56
OB	0.29	0.58	0.86	1.15	1.44	OD	0.31	0.62	0.93	1.25	1.56

	Luminous Intensities [cd/klm]									
	0	5	15	25	35	45	55	65	75	85
OA	449.06	651.38	1429.24	2489.42	2042.14	615.24	103.86	31.26	12.39	5.43
OB	449.06	319.86	175.35	126.84	106.19	89.13	78.38	0.00	0.00	0.00
OC	449.06	429.60	347.03	232.84	122.22	71.82	52.75	33.66	19.84	6.30
OD	449.06	429.60	347.03	232.84	122.22	71.82	52.75	33.66	19.84	6.30



H[m]	D[m]	Max lux	Med lux	Alpha=14.3°+12.0°	G=28.0
1.00	0.59	1853	1096		
2.00	1.19	463	274		
3.00	1.78	206	122		
4.00	2.38	116	69		
5.00	2.97	74	44		

H[m]	D[m]	Max lux	Med lux	Beta=15.4°+15.4°	G=0.0
1.00	0.62	1853	1096		
2.00	1.25	463	274		
3.00	1.87	206	122		
4.00	2.49	116	69		
5.00	3.11	74	44		