

Luminaire

Code M327120
Name EVERYT 80 SQ FI LED 2700K 2X22° B/B

Measurem.

Code FTS1602760-A
Name EVERYT 80 SQ FI LED 2700K 2X22° B/B

Luminaire Flux	1088 lm	Luminaire Power	10.0 W	Efficacy	108.800 lm/W	Efficiency	100.00%
Source Flux	1088 lm	Maximum value	1115.34 cd/klm	Position	C=0.00 G=0.00	CG	Rotosymmetrical
Rectangular Luminaire		Length	80 mm	Width	80 mm	Height	115 mm
Rectangular Luminous Area		Length	60 mm	Width	60 mm	Height	0 mm
Horizontal Luminous Area		0.003600 m2		Emitting area on Plane 180°		0.000000 m2	
Emitting area on Plane 0°		0.000000 m2		Emitting area on Plane 270°		0.000000 m2	
Emitting area on Plane 90°		0.000000 m2		Glare area at 76°		0.000871 m2	
Coordinate system		CG		Symmetry Type		Rotosymmetrical	
Date		20-05-2024		Maximum Gamma Angle		180	
Measurement Distance		0.00		Measurement Flux		1088 lm	

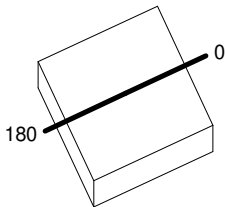
LED Flux=1474lm LED Power=10W Eff=74% EfcLed=147lm/W EfcLum=109lm/W CCT=2700K Ra=90 R9=50 SDCM=3 L70(9k)=50000h

C.I.E. 79 93 98 100 100
F UTE 1.00 B

D DIN 5040
B NBN

A60
BZ 1 / 4 / BZ 2

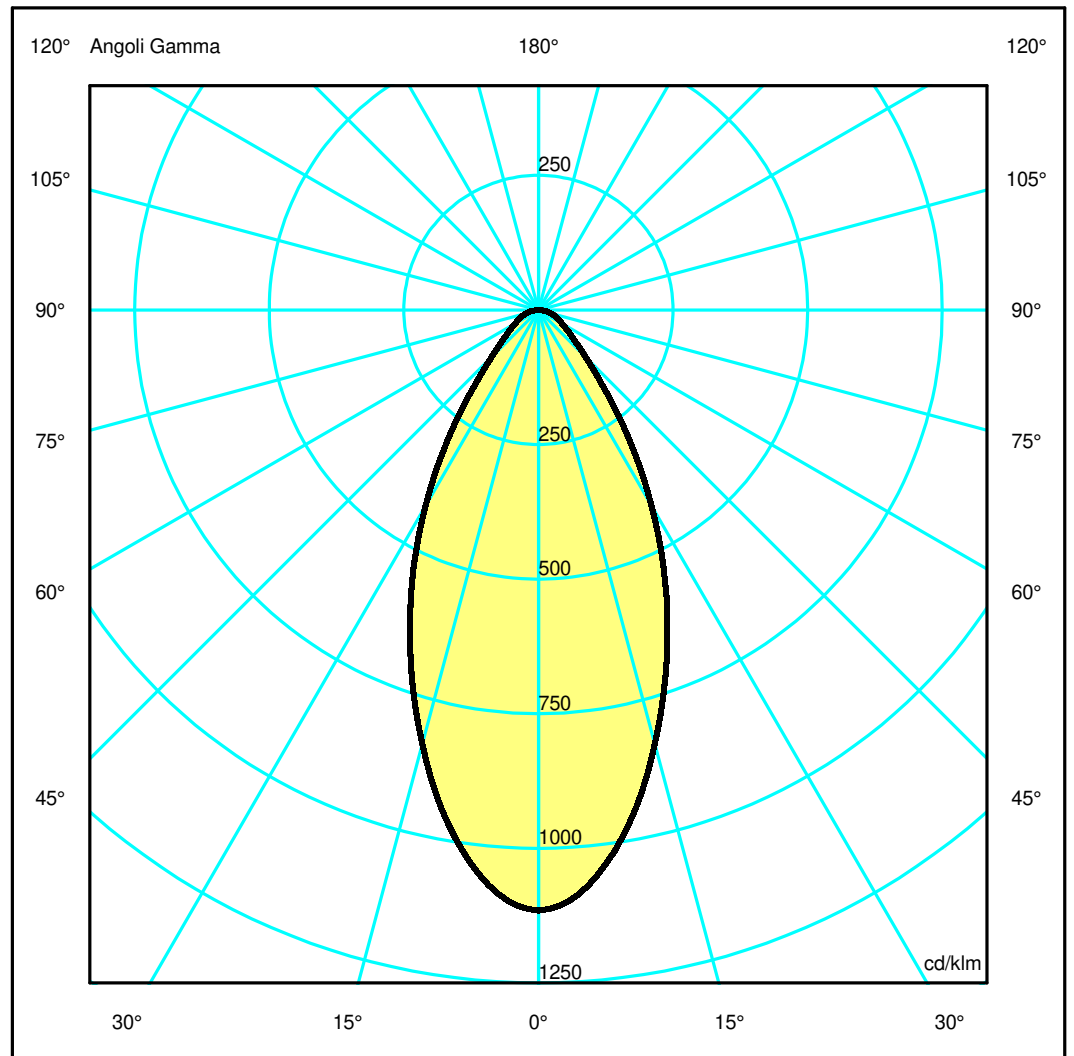
80mm x 80mm



Semipiani C

180.0 ——— 0.0

ULOR 0.00 %
DLOR100.00 %
RN 0.00 %



Luminaire

Code M327120
Name EVERYT 80 SQ FI LED 2700K 2X22° B/B

Measurement

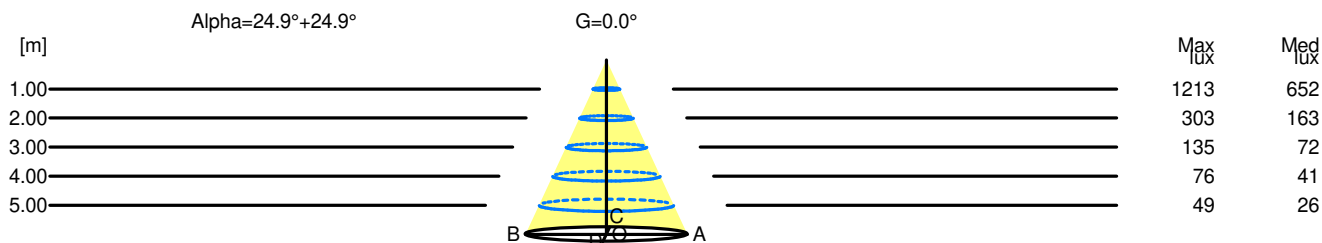
Code FTS1602760-A
Name EVERYT 80 SQ FI LED 2700K 2X22° B/B

Luminaire Flux	1088 lm	Luminaire Power	10.0 W	Efficacy	108.800 lm/W	Efficiency	100.00%
Source Flux	1088 lm	Maximum value	1115.34 cd/klm	Position	C=0.00 G=0.00	CG	Rotosymmetrical
Rectangular Luminaire		Length	80 mm	Width	80 mm	Height	115 mm
Rectangular Luminous Area		Length	60 mm	Width	60 mm	Height	0 mm
Horizontal Luminous Area		0.003600 m2		Emitting area on Plane 180°		0.000000 m2	
Emitting area on Plane 0°		0.000000 m2		Emitting area on Plane 270°		0.000000 m2	
Emitting area on Plane 90°		0.000000 m2		Glare area at 76°		0.000871 m2	
Coordinate system		CG		Symmetry Type		Rotosymmetrical	
Date		20-05-2024		Maximum Gamma Angle		180	
Measurement Distance		0.00		Measurement Flux		1088 lm	
LED Flux=1474lm LED Power=10W Eff=74% EfcLed=147lm/W EfcLum=109lm/W CCT=2700K Ra=90 R9=50 SDCM=3 L70(9k)=50000h							
C.I.E.	79 93 98 100 100			D DIN 5040	A60		
F UTE	1.00 B			B NBN	BZ 1 / 4 / BZ 2		

Width at 50.00 % of Max Intensity

H[m]	1.00	2.00	3.00	4.00	5.00	H[m]	1.00	2.00	3.00	4.00	5.00
OA	0.46	0.93	1.39	1.86	2.32	OC	0.46	0.93	1.39	1.86	2.32
OB	0.46	0.93	1.39	1.86	2.32	OD	0.46	0.93	1.39	1.86	2.32

	Luminous Intensities [cd/klm]									
	0	5	15	25	35	45	55	65	75	85
OA	1213.49	1165.97	908.04	604.62	320.45	134.43	70.98	44.68	25.48	7.69
OB	1213.49	1165.97	908.04	604.62	320.45	134.43	70.98	44.68	25.48	7.69
OC	1213.49	1165.97	908.04	604.62	320.45	134.43	70.98	44.68	25.48	7.69
OD	1213.49	1165.97	908.04	604.62	320.45	134.43	70.98	44.68	25.48	7.69



H[m]	D[m]	Max lux	Med lux	Alpha=24.9°+24.9°	G=0.0
1.00	0.93	1213	652		
2.00	1.86	303	163		
3.00	2.79	135	72		
4.00	3.72	76	41		
5.00	4.65	49	26		