

Luminaire

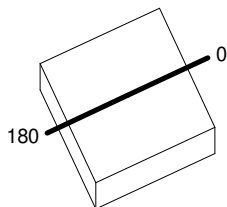
Code M327215_0°
Name EVERYT 80 SQ OR LED 2700K 2X9° N/N_0°

Measurem.

Code FTS2400152.
Name EVERYT 80 SQ OR LED 2700K 2X9° N/N_0°

Luminaire Flux	823 lm	Luminaire Power	10.0 W	Efficacy	82.300 lm/W	Efficiency	100.00%
Source Flux	823 lm	Maximum value	3610.42 cd/klm	Position	C=0.00 G=0.00	CG	Rotosymmetrical
Rectangular Luminaire		Length	80 mm	Width	80 mm	Height	115 mm
Rectangular Luminous Area		Length	60 mm	Width	60 mm	Height	0 mm
Horizontal Luminous Area		0.003600 m2		Emitting area on Plane 180°		0.000000 m2	
Emitting area on Plane 0°		0.000000 m2		Emitting area on Plane 270°		0.000000 m2	
Emitting area on Plane 90°		0.000000 m2		Glare area at 76°		0.000871 m2	
Coordinate system		CG		Symmetry Type		Rotosymmetrical	
Date		22-05-2024		Maximum Gamma Angle		180	
Measurement Distance		0.00		Measurement Flux		823 lm	
LED Flux=1474lm LED Power=10W Eff=56% EfcLed=147lm/W EfcLum=82lm/W CCT=2700K Ra=90 R9=50 SDCM=3 L70(9k)=50000h							
C.I.E.	98	100	100	100	D DIN 5040	A60	
F UTE	--				B NBN	BZ 1	

80mm x 80mm



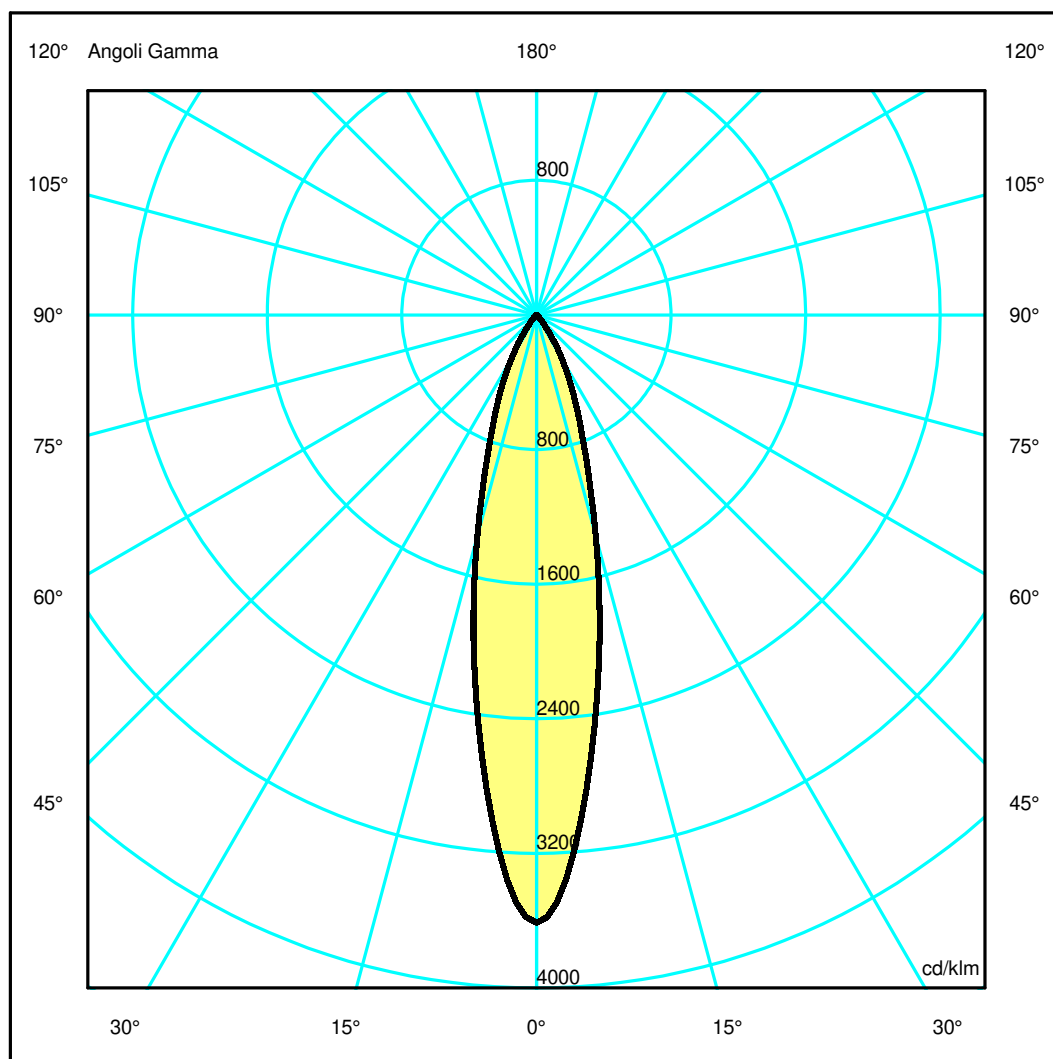
Semipiani C

180.0 ——— 0.0

ULOR 0.00 %

DLOR100.00 %

RN 0.00 %



Luminaire

Code M327215_0°
Name EVERYT 80 SQ OR LED 2700K 2X9° N/N_0°

Measurment.

Code FTS2400152.
Name EVERYT 80 SQ OR LED 2700K 2X9° N/N_0°

Luminaire Flux	823 lm	Luminaire Power	10.0 W	Efficacy	82.300 lm/W	Efficiency	100.00%
Source Flux	823 lm	Maximum value	3610.42 cd/klm	Position	C=0.00 G=0.00	CG	Rotosymmetrical
Rectangular Luminaire		Length	80 mm	Width	80 mm	Height	115 mm
Rectangular Luminous Area		Length	60 mm	Width	60 mm	Height	0 mm
Horizontal Luminous Area		0.003600 m2		Emitting area on Plane 180°		0.000000 m2	
Emitting area on Plane 0°		0.000000 m2		Emitting area on Plane 270°		0.000000 m2	
Emitting area on Plane 90°		0.000000 m2		Glare area at 76°		0.000871 m2	
Coordinate system		CG		Symmetry Type		Rotosymmetrical	
Date		22-05-2024		Maximum Gamma Angle		180	
Measurement Distance		0.00		Measurement Flux		823 lm	

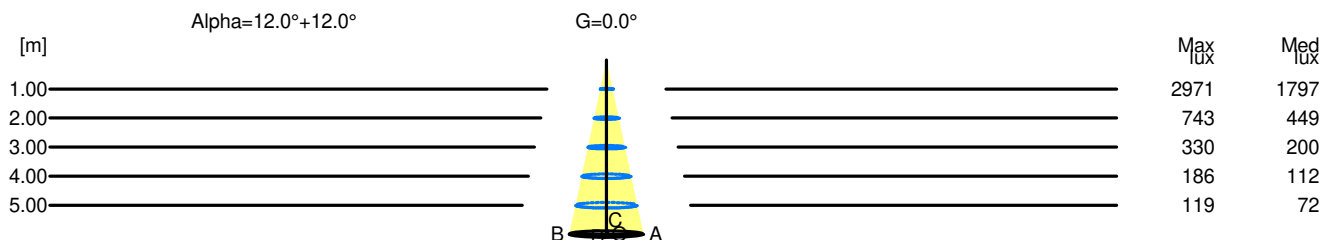
LED Flux=1474lm LED Power=10W Eff=56% EfcLed=147lm/W EfcLum=82lm/W CCT=2700K Ra=90 R9=50 SDCM=3 L70(9k)=50000h

C.I.E.	98 100 100 100 100	D DIN 5040	A60
F UTE	--	B NBN	BZ 1

Width at 50.00 % of Max Intensity

H[m]	1.00	2.00	3.00	4.00	5.00	H[m]	1.00	2.00	3.00	4.00	5.00
OA	0.21	0.42	0.64	0.85	1.06	OC	0.21	0.42	0.64	0.85	1.06
OB	0.21	0.42	0.64	0.85	1.06	OD	0.21	0.42	0.64	0.85	1.06

	Luminous Intensities [cd/klm]									
	0	5	15	25	35	45	55	65	75	85
OA	2971.38	2484.28	1119.37	425.17	121.64	23.29	4.04	0.73	0.44	0.35
OB	2971.38	2484.28	1119.37	425.17	121.64	23.29	4.04	0.73	0.44	0.35
OC	2971.38	2484.28	1119.37	425.17	121.64	23.29	4.04	0.73	0.44	0.35
OD	2971.38	2484.28	1119.37	425.17	121.64	23.29	4.04	0.73	0.44	0.35



H[m]	D[m]	Max lux	Med lux	Alpha=12.0°+12.0°	G=0.0
1.00	0.42	2971	1797		
2.00	0.85	743	449		
3.00	1.27	330	200		
4.00	1.70	186	112		
5.00	2.12	119	72		