

## Luminaire

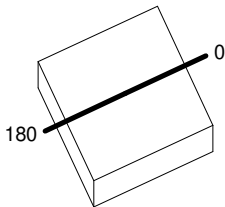
Code M327310  
Name EVERYT 80 SQ FI LED 2700K 2X14° N/N

## Measurem.

Code FTS1602734-A  
Name EVERYT 80 SQ FI LED 2700K 2X14° N/N

Luminaire Flux	961 lm	Luminaire Power	10.0 W	Efficacy	96.100 lm/W	Efficiency	100.00%
Source Flux	961 lm	Maximum value	2735.14 cd/klm	Position	C=0.00 G=0.00	CG	Rotosymmetrical
Rectangular Luminaire		Length	80 mm	Width	80 mm	Height	115 mm
Rectangular Luminous Area		Length	60 mm	Width	60 mm	Height	0 mm
Horizontal Luminous Area		0.003600 m2		Emitting area on Plane 180°		0.000000 m2	
Emitting area on Plane 0°		0.000000 m2		Emitting area on Plane 270°		0.000000 m2	
Emitting area on Plane 90°		0.000000 m2		Glare area at 76°		0.000871 m2	
Coordinate system		CG		Symmetry Type		Rotosymmetrical	
Date		20-05-2024		Maximum Gamma Angle		180	
Measurement Distance		0.00		Measurement Flux		961 lm	
LED Flux=1474lm LED Power=10W Eff=65% EfcLed=147lm/W EfcLum=96lm/W CCT=2700K Ra=90 R9=50 SDCM=3 L70(9k)=50000h							
C.I.E.	98 100 100 100 100			D DIN 5040	A60		
F UTE	--			B NBN	BZ 1		

80mm x 80mm



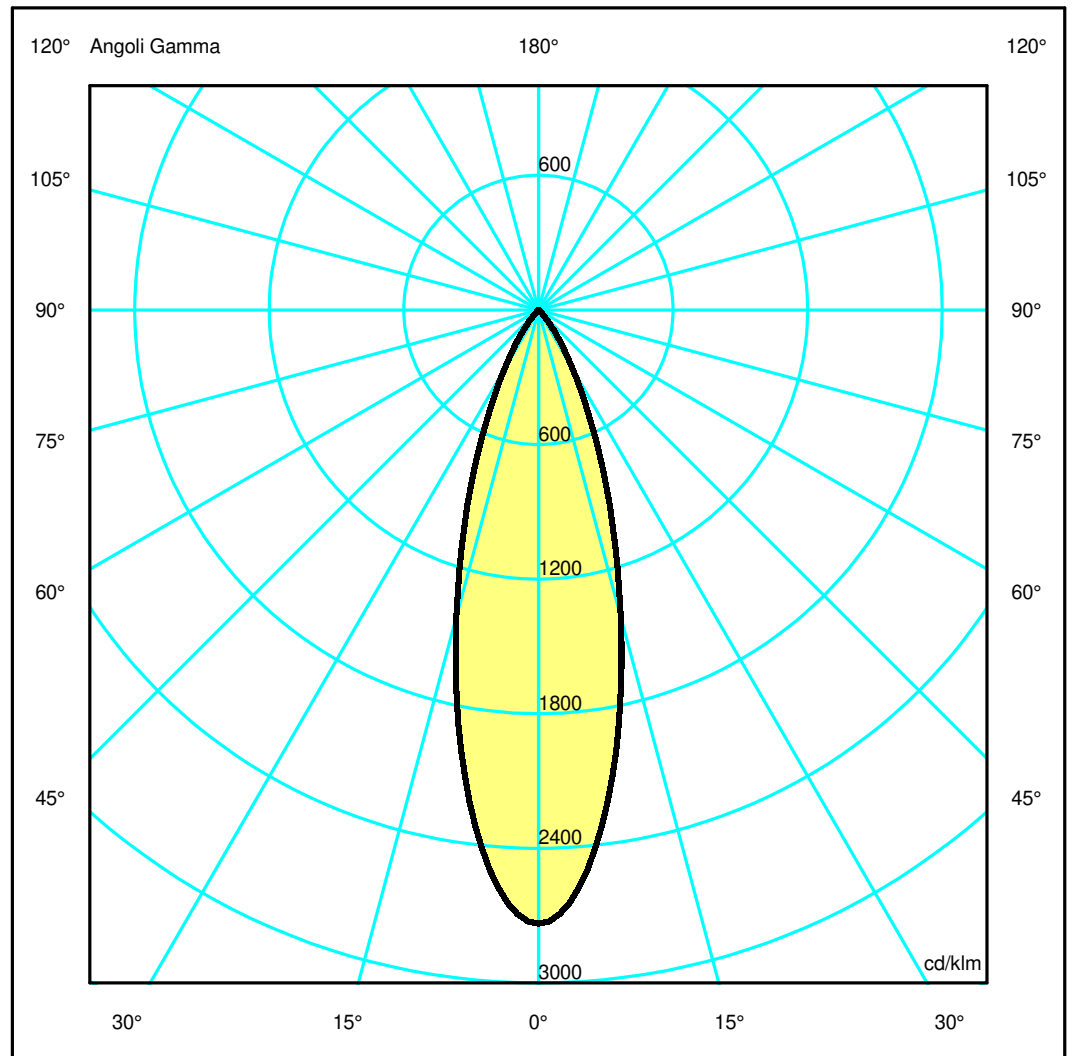
Semipiani C

180.0 ——— 0.0

ULOR 0.00 %

DLOR100.00 %

RN 0.00 %



## Luminaire

Code M327310  
Name EVERYT 80 SQ FI LED 2700K 2X14° N/N

## Measurerm.

Code FTS1602734-A  
Name EVERYT 80 SQ FI LED 2700K 2X14° N/N

Luminaire Flux	961 lm	Luminaire Power	10.0 W	Efficacy	96.100 lm/W	Efficiency	100.00%
Source Flux	961 lm	Maximum value	2735.14 cd/klm	Position	C=0.00 G=0.00	CG	Rotosymmetrical
Rectangular Luminaire		Length	80 mm	Width	80 mm	Height	115 mm
Rectangular Luminous Area		Length	60 mm	Width	60 mm	Height	0 mm
Horizontal Luminous Area		0.003600 m2		Emitting area on Plane 180°		0.000000 m2	
Emitting area on Plane 0°		0.000000 m2		Emitting area on Plane 270°		0.000000 m2	
Emitting area on Plane 90°		0.000000 m2		Glare area at 76°		0.000871 m2	
Coordinate system		CG		Symmetry Type		Rotosymmetrical	
Date		20-05-2024		Maximum Gamma Angle		180	
Measurement Distance		0.00		Measurement Flux		961 lm	

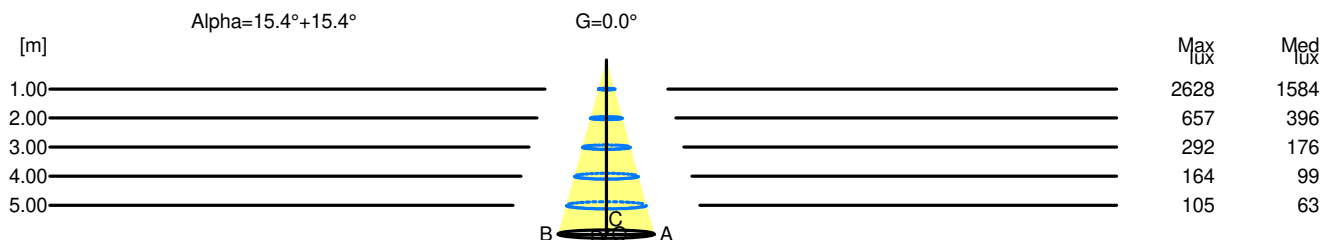
LED Flux=1474lm LED Power=10W Eff=65% EfcLed=147lm/W EfcLum=96lm/W CCT=2700K Ra=90 R9=50 SDCM=3 L70(9k)=50000h

C.I.E.	98	100	100	100	100	D DIN 5040	A60
F UTE	--					B NBN	BZ 1

Width at 50.00 % of Max Intensity

H[m]	1.00	2.00	3.00	4.00	5.00	H[m]	1.00	2.00	3.00	4.00	5.00
OA	0.28	0.55	0.83	1.10	1.38	OC	0.28	0.55	0.83	1.10	1.38
OB	0.28	0.55	0.83	1.10	1.38	OD	0.28	0.55	0.83	1.10	1.38

	Luminous Intensities [ cd/klm ]									
	0	5	15	25	35	45	55	65	75	85
OA	2628.47	2405.35	1360.08	533.36	149.65	24.95	5.66	0.88	0.48	0.26
OB	2628.47	2405.35	1360.08	533.36	149.65	24.95	5.66	0.88	0.48	0.26
OC	2628.47	2405.35	1360.08	533.36	149.65	24.95	5.66	0.88	0.48	0.26
OD	2628.47	2405.35	1360.08	533.36	149.65	24.95	5.66	0.88	0.48	0.26



H[m]	D[m]	Max lux	Med lux	Alpha=15.4°+15.4°	G=0.0
1.00	0.55	2628	1584		
2.00	1.10	657	396		
3.00	1.66	292	176		
4.00	2.21	164	99		
5.00	2.76	105	63		