

Luminaire

Code M327315_0°
Name EVERYT 80 SQ OR LED 2700K 2X14° N/N_0°

Measurem.

Code FTS2400153.
Name EVERYT 80 SQ OR LED 2700K 2X14° N/N_0°

Luminaire Flux	796 lm	Luminaire Power	10.0 W	Efficacy	79.600 lm/W	Efficiency	100.00%
Source Flux	796 lm	Maximum value	2735.14 cd/klm	Position	C=0.00 G=0.00	CG	Rotosymmetrical
Rectangular Luminaire		Length	80 mm	Width	80 mm	Height	115 mm
Rectangular Luminous Area		Length	60 mm	Width	60 mm	Height	0 mm
Horizontal Luminous Area		0.003600 m2		Emitting area on Plane 180°		0.000000 m2	
Emitting area on Plane 0°		0.000000 m2		Emitting area on Plane 270°		0.000000 m2	
Emitting area on Plane 90°		0.000000 m2		Glare area at 76°		0.000871 m2	
Coordinate system		CG		Symmetry Type		Rotosymmetrical	
Date		22-05-2024		Maximum Gamma Angle		180	
Measurement Distance		0.00		Measurement Flux		796 lm	

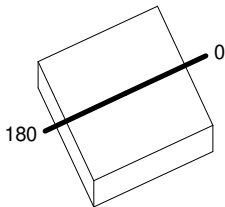
LED Flux=1474lm LED Power=10W Eff=54% EfcLed=147lm/W EfcLum=80lm/W CCT=2700K Ra=90 R9=50 SDCM=3 L70(9k)=50000h

C.I.E. 98 100 100 100 100
F UTE --

D DIN 5040
B NBN

A60
BZ 1

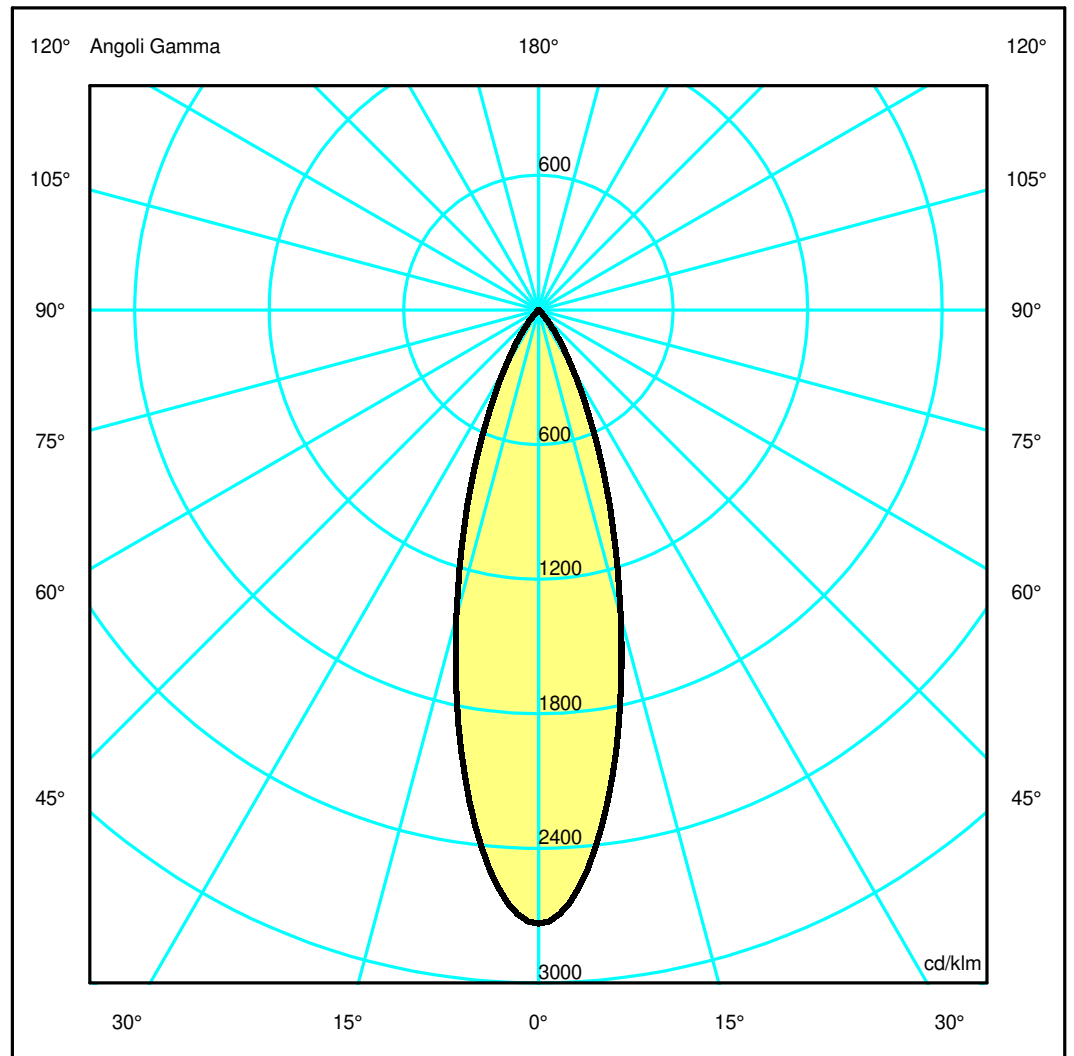
80mm x 80mm



Semipiani C

180.0 ——— 0.0

ULOR 0.00 %
DLOR100.00 %
RN 0.00 %



Luminaire

Code M327315_0°
Name EVERYT 80 SQ OR LED 2700K 2X14° N/N_0°

Measurment.

Code FTS2400153.
Name EVERYT 80 SQ OR LED 2700K 2X14° N/N_0°

Luminaire Flux	796 lm	Luminaire Power	10.0 W	Efficacy	79.600 lm/W	Efficiency	100.00%
Source Flux	796 lm	Maximum value	2735.14 cd/klm	Position	C=0.00 G=0.00	CG	Rotosymmetrical
Rectangular Luminaire		Length	80 mm	Width	80 mm	Height	115 mm
Rectangular Luminous Area		Length	60 mm	Width	60 mm	Height	0 mm
Horizontal Luminous Area		0.003600 m2		Emitting area on Plane 180°		0.000000 m2	
Emitting area on Plane 0°		0.000000 m2		Emitting area on Plane 270°		0.000000 m2	
Emitting area on Plane 90°		0.000000 m2		Glare area at 76°		0.000871 m2	
Coordinate system		CG		Symmetry Type		Rotosymmetrical	
Date		22-05-2024		Maximum Gamma Angle		180	
Measurement Distance		0.00		Measurement Flux		796 lm	

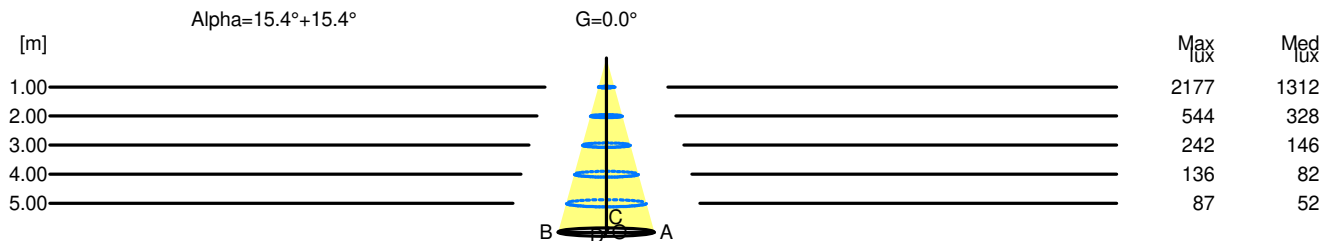
LED Flux=1474lm LED Power=10W Eff=54% EfcLed=147lm/W EfcLum=80lm/W CCT=2700K Ra=90 R9=50 SDCM=3 L70(9k)=50000h

C.I.E.	98 100 100 100 100	D DIN 5040	A60
F UTE	--	B NBN	BZ 1

Width at 50.00 % of Max Intensity

H[m]	1.00	2.00	3.00	4.00	5.00	H[m]	1.00	2.00	3.00	4.00	5.00
OA	0.28	0.55	0.83	1.10	1.38	OC	0.28	0.55	0.83	1.10	1.38
OB	0.28	0.55	0.83	1.10	1.38	OD	0.28	0.55	0.83	1.10	1.38

	Luminous Intensities [cd/klm]									
	0	5	15	25	35	45	55	65	75	85
OA	2177.17	1992.36	1126.56	441.79	123.96	20.67	4.69	0.73	0.40	0.22
OB	2177.17	1992.36	1126.56	441.79	123.96	20.67	4.69	0.73	0.40	0.22
OC	2177.17	1992.36	1126.56	441.79	123.96	20.67	4.69	0.73	0.40	0.22
OD	2177.17	1992.36	1126.56	441.79	123.96	20.67	4.69	0.73	0.40	0.22



H[m]	D[m]	Max lux	Med lux	Alpha=15.4°+15.4°	G=0.0
1.00	0.55	2177	1312		
2.00	1.10	544	328		
3.00	1.66	242	146		
4.00	2.21	136	82		
5.00	2.76	87	52		