

Luminaire

Code M328005_0°
Name EVERYT 80 SQ OR TS LED2700K 2X22° N_0°

Measurem.

Code FTS2400154.
Name EVERYT 80 SQ OR TS LED2700K 2X22° N_0°

Luminaire Flux	639 lm	Luminaire Power	10.0 W	Efficacy	63.900 lm/W	Efficiency	100.00%
Source Flux	639 lm	Maximum value	1439.60 cd/klm	Position	C=0.00 G=0.00	CG	Rotosymmetrical
Rectangular Luminaire		Length	80 mm	Width	80 mm	Height	115 mm
Rectangular Luminous Area		Length	60 mm	Width	60 mm	Height	0 mm
Horizontal Luminous Area		0.003600 m2		Emitting area on Plane 180°		0.000000 m2	
Emitting area on Plane 0°		0.000000 m2		Emitting area on Plane 270°		0.000000 m2	
Emitting area on Plane 90°		0.000000 m2		Glare area at 76°		0.000871 m2	
Coordinate system		CG		Symmetry Type		Rotosymmetrical	
Date		22-05-2024		Maximum Gamma Angle		180	
Measurement Distance		0.00		Measurement Flux		639 lm	

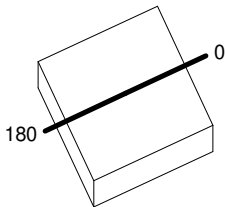
LED Flux=1474lm LED Power=10W Eff=43% EfcLed=147lm/W EfcLum=64lm/W CCT=2700K Ra=90 R9=50 SDCM=3 L70(9k)=50000h

C.I.E. 93 100 100 100 100
F UTE 1.00 A

D DIN 5040
B NBN

A60
BZ 1

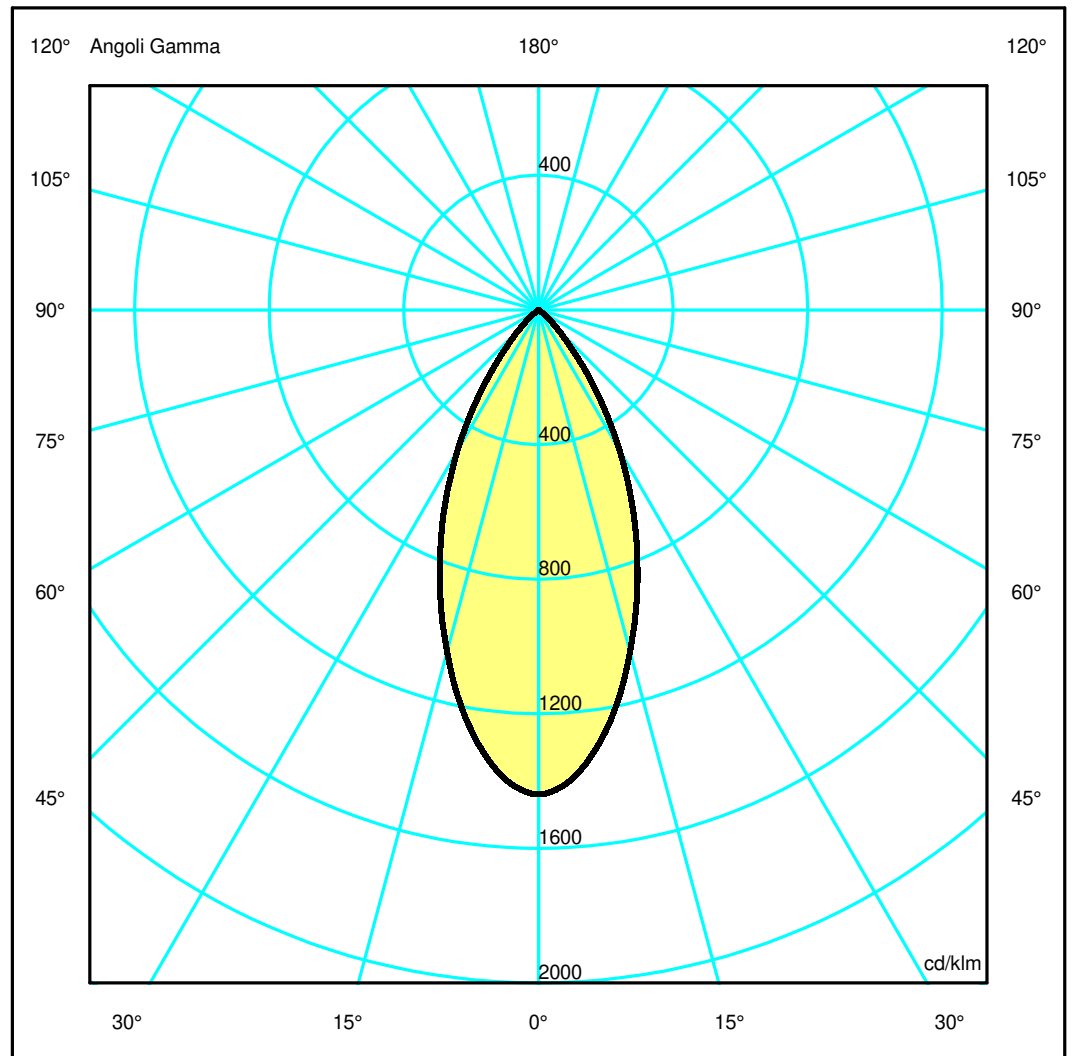
80mm x 80mm



Semipiani C

180.0 ——— 0.0

ULOR 0.00 %
DLOR100.00 %
RN 0.00 %



Luminaire

Code M328005_0°
Name EVERYT 80 SQ OR TS LED2700K 2X22° N_0°

Measurment.

Code FTS2400154.
Name EVERYT 80 SQ OR TS LED2700K 2X22° N_0°

Luminaire Flux	639 lm	Luminaire Power	10.0 W	Efficacy	63.900 lm/W	Efficiency	100.00%
Source Flux	639 lm	Maximum value	1439.60 cd/klm	Position	C=0.00 G=0.00	CG	Rotosymmetrical
Rectangular Luminaire		Length	80 mm	Width	80 mm	Height	115 mm
Rectangular Luminous Area		Length	60 mm	Width	60 mm	Height	0 mm
Horizontal Luminous Area		0.003600 m2		Emitting area on Plane 180°		0.000000 m2	
Emitting area on Plane 0°		0.000000 m2		Emitting area on Plane 270°		0.000000 m2	
Emitting area on Plane 90°		0.000000 m2		Glare area at 76°		0.000871 m2	
Coordinate system		CG		Symmetry Type		Rotosymmetrical	
Date		22-05-2024		Maximum Gamma Angle		180	
Measurement Distance		0.00		Measurement Flux		639 lm	

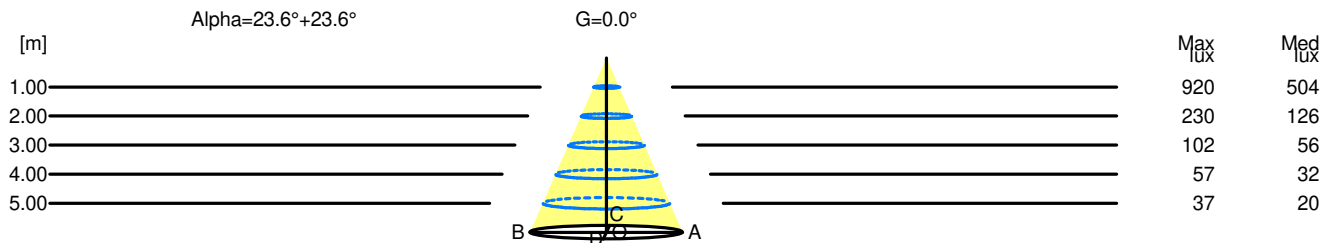
LED Flux=1474lm LED Power=10W Eff=43% EfcLed=147lm/W EfcLum=64lm/W CCT=2700K Ra=90 R9=50 SDCM=3 L70(9k)=50000h

C.I.E.	93 100 100 100 100	D DIN 5040	A60
F UTE	1.00 A	B NBN	BZ 1

Width at 50.00 % of Max Intensity

H[m]	1.00	2.00	3.00	4.00	5.00	H[m]	1.00	2.00	3.00	4.00	5.00
OA	0.44	0.88	1.31	1.75	2.19	OC	0.44	0.88	1.31	1.75	2.19
OB	0.44	0.88	1.31	1.75	2.19	OD	0.44	0.88	1.31	1.75	2.19

	Luminous Intensities [cd/klm]									
	0	5	15	25	35	45	55	65	75	85
OA	919.90	880.85	671.62	426.78	197.18	51.69	9.10	1.07	0.51	0.24
OB	919.90	880.85	671.62	426.78	197.18	51.69	9.10	1.07	0.51	0.24
OC	919.90	880.85	671.62	426.78	197.18	51.69	9.10	1.07	0.51	0.24
OD	919.90	880.85	671.62	426.78	197.18	51.69	9.10	1.07	0.51	0.24



H[m]	D[m]	Max lux	Med lux	Alpha=23.6°+23.6°	G=0.0
1.00	0.88	920	504		
2.00	1.75	230	126		
3.00	2.63	102	56		
4.00	3.50	57	32		
5.00	4.38	37	20		