

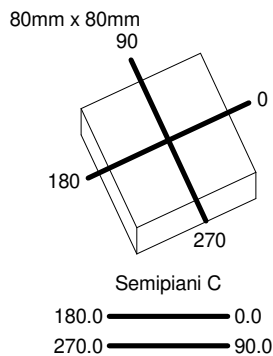
Luminaire

Code M328005_30°
Name EVERYT 80 SQ OR TS LED2700K 2X22° N_30°

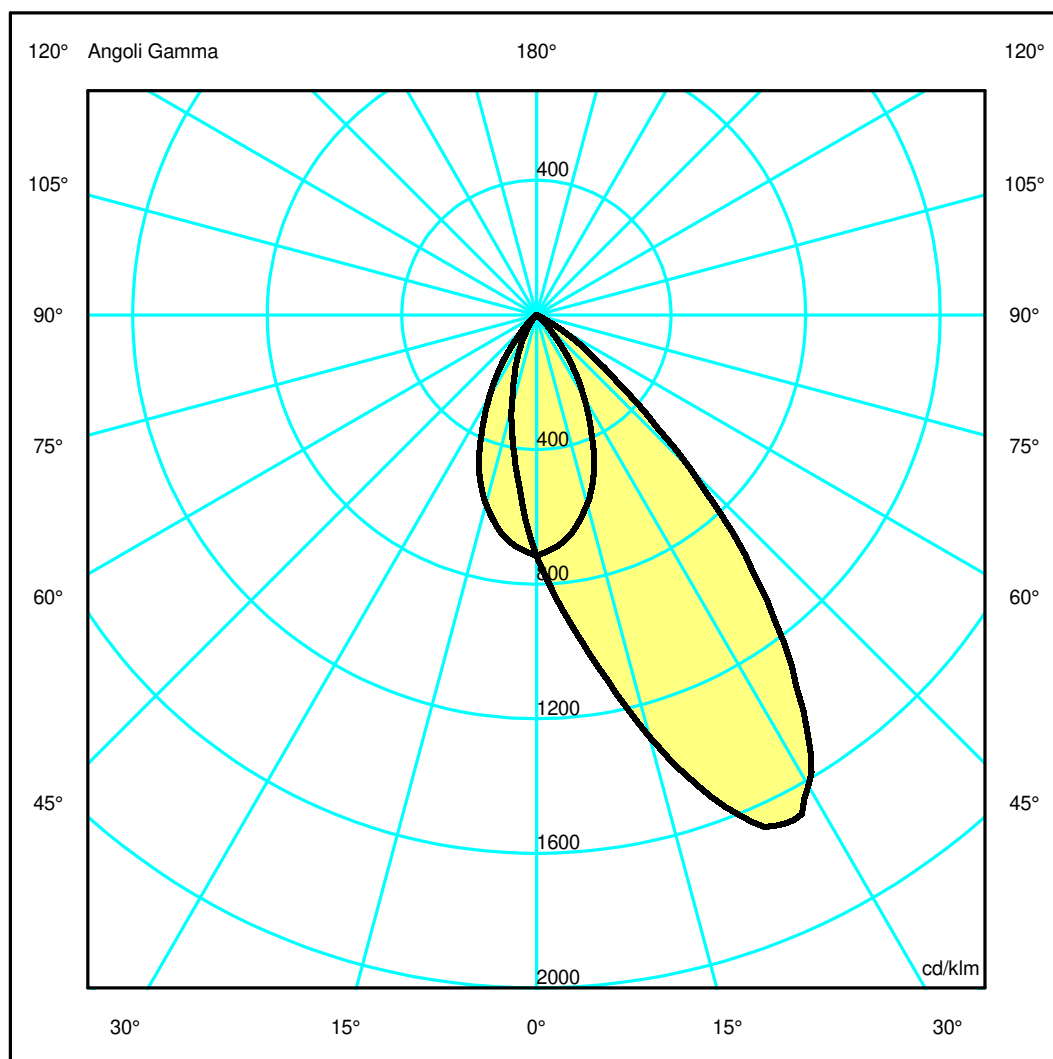
Measurerm.

Code FTS2400148.
Name EVERYT 80 SQ OR TS LED2700K 2X22° N_30°

Luminaire Flux	639 lm	Luminaire Power	10.0 W	Efficacy	63.900 lm/W	Efficiency	100.00%
Source Flux	639 lm	Maximum value	1684.17 cd/klm	Position	C=0.00 G=27.00	CG	Sym. on planes 0-180
Rectangular Luminaire		Length	80 mm	Width	80 mm	Height	115 mm
Rectangular Luminous Area		Length	60 mm	Width	60 mm	Height	0 mm
Horizontal Luminous Area		0.003600 m2		Emitting area on Plane 180°		0.000000 m2	
Emitting area on Plane 0°		0.000000 m2		Emitting area on Plane 270°		0.000000 m2	
Emitting area on Plane 90°		0.000000 m2		Glare area at 76°		0.000871 m2	
Coordinate system		CG		Symmetry Type		Sym. on planes 0-180	
Date		20-05-2024		Maximum Gamma Angle		180	
Measurement Distance		0.00		Measurement Flux		639 lm	
LED Flux=1474lm LED Power=10W Eff=43% EfcLed=147lm/W EfcLum=64lm/W CCT=2700K Ra=90 R9=50 SDCM=3 L70(9k)=50000h							
C.I.E.	82 99 100 100 100			D DIN 5040	A60		
F UTE	1.00 B			B NBN	BZ 1		



ULOR 0.04 %
DLOR 99.96 %
RN 0.04 %



Luminaire

Code M328005_30°
Name EVERYT 80 SQ OR TS LED2700K 2X22° N_30°

Measurerm.

Code FTS2400148.
Name EVERYT 80 SQ OR TS LED2700K 2X22° N_30°

Luminaire Flux	639 lm	Luminaire Power	10.0 W	Efficacy	63.900 lm/W	Efficiency	100.00%
Source Flux	639 lm	Maximum value	1684.17 cd/klm	Position	C=0.00 G=27.00	CG	Sym. on planes 0-180
Rectangular Luminaire		Length	80 mm	Width	80 mm	Height	115 mm
Rectangular Luminous Area		Length	60 mm	Width	60 mm	Height	0 mm
Horizontal Luminous Area		0.003600 m2		Emitting area on Plane 180°		0.000000 m2	
Emitting area on Plane 0°		0.000000 m2		Emitting area on Plane 270°		0.000000 m2	
Emitting area on Plane 90°		0.000000 m2		Glare area at 76°		0.000871 m2	
Coordinate system		CG		Symmetry Type		Sym. on planes 0-180	
Date		20-05-2024		Maximum Gamma Angle		180	
Measurement Distance		0.00		Measurement Flux		639 lm	

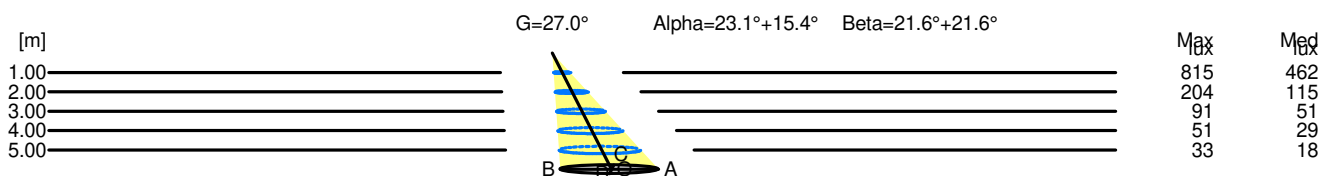
LED Flux=1474lm LED Power=10W Eff=43% EfcLed=147lm/W EfcLum=64lm/W CCT=2700K Ra=90 R9=50 SDCM=3 L70(9k)=50000h

C.I.E.	82 99 100 100 100	D DIN 5040	A60
F UTE	1.00 B	B NBN	BZ 1

Width at 50.00 % of Max Intensity

H[m]	1.00	2.00	3.00	4.00	5.00	H[m]	1.00	2.00	3.00	4.00	5.00
OA	0.40	0.81	1.21	1.61	2.02	OC	0.44	0.89	1.33	1.78	2.22
OB	0.44	0.88	1.32	1.76	2.21	OD	0.44	0.89	1.33	1.78	2.22

	Luminous Intensities [cd/klm]									
	0	5	15	25	35	45	55	65	75	85
OA	457.45	560.87	829.26	1070.62	859.23	412.30	114.36	9.94	0.53	0.24
OB	457.45	343.97	182.21	81.72	25.98	6.28	3.79	0.00	0.00	0.00
OC	457.45	441.48	372.06	246.51	120.02	29.16	6.41	1.15	0.64	0.31
OD	457.45	441.48	372.06	246.51	120.02	29.16	6.41	1.15	0.64	0.31



H[m]	D[m]	Max lux	Med lux	Alpha=23.1°+15.4°	G=27.0
1.00	0.84	815	462		
2.00	1.69	204	115		
3.00	2.53	91	51		
4.00	3.38	51	29		
5.00	4.22	33	18		

H[m]	D[m]	Max lux	Med lux	Beta=21.6°+21.6°	G=0.0
1.00	0.89	815	462		
2.00	1.78	204	115		
3.00	2.66	91	51		
4.00	3.55	51	29		
5.00	4.44	33	18		