

## Luminaire

Code M328145\_30°  
Name EVERY 105 RD TR OR LED 2700K 2X9°NO/NE\_30°

## Measurement

Code FTS2400250.  
Name EVERY 105 RD TR OR LED 2700K 2X9°NO/NE\_30°

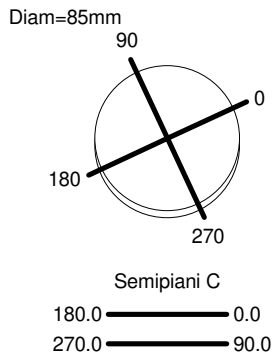
Luminaire Flux	793 lm	Luminaire Power	10.0 W	Efficacy	79.300 lm/W	Efficiency	100.00%
Source Flux	793 lm	Maximum value	4435.23 cd/klm	Position	C=0.00 G=29.00	CG Sym. on planes 0-180	
Round Luminaire		Diam.	85 mm	Height	130 mm		
Round Luminous Area		Diam.	80 mm	Height	0 mm		
Horizontal Luminous Area		0.005027 m2		Emitting area on Plane 180°	0.000000 m2		
Emitting area on Plane 0°		0.000000 m2		Emitting area on Plane 270°	0.000000 m2		
Emitting area on Plane 90°		0.000000 m2		Glare area at 76°	0.001216 m2		
Coordinate system		CG		Symmetry Type	Sym. on planes 0-180		
Date		06-06-2024		Maximum Gamma Angle	180		
Measurement Distance		0.00		Measurement Flux	793 lm		

LED Flux=1474lm LED Power=10W Eff=54% EfcLed=147lm/W EfcLum=79lm/W CCT=2700K Ra=90 R9=50 SDCM=3 L70(9k)=50000h

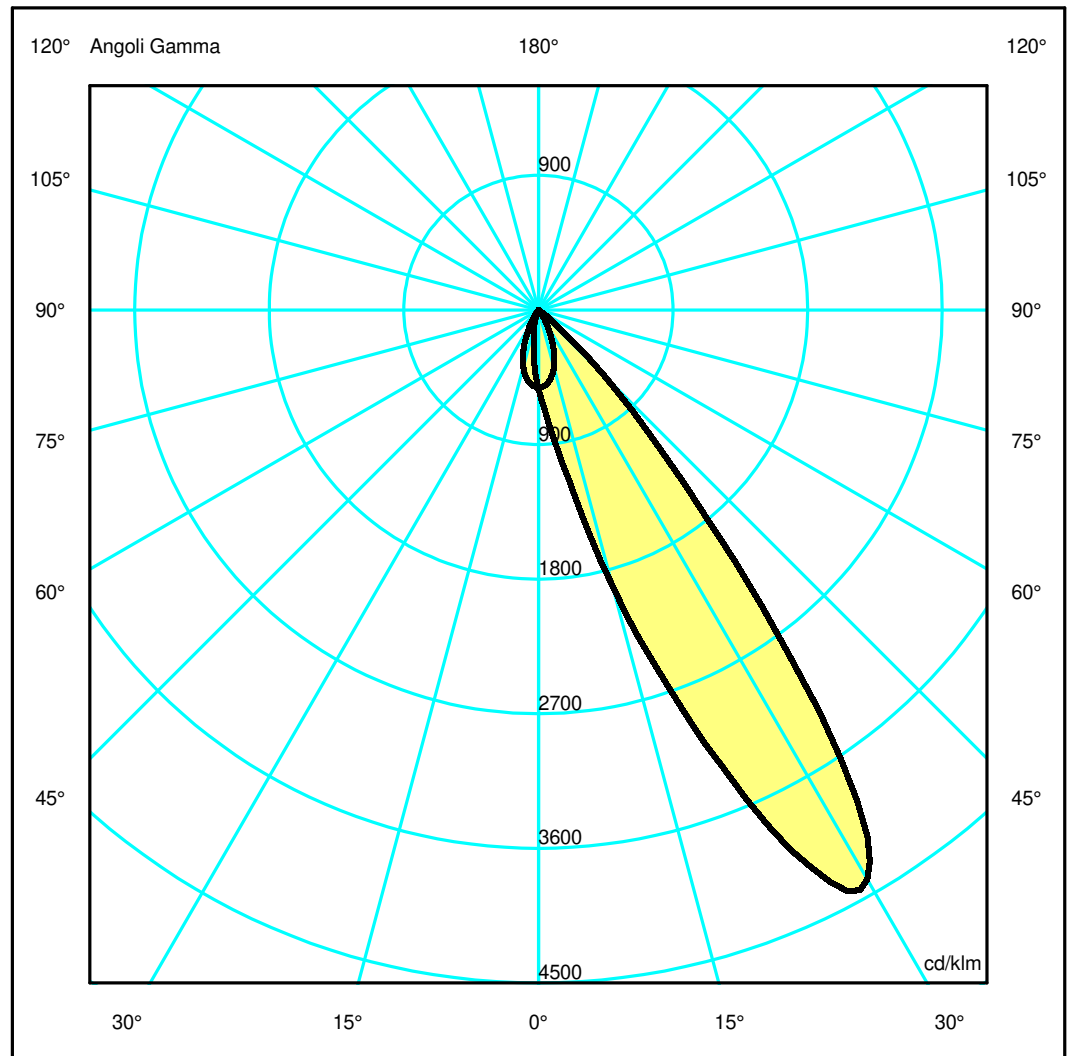
C.I.E. 92 100 100 100 100  
F UTE 1.00 A

D DIN 5040  
B NBN

A60  
BZ 1



ULOR 0.03 %  
DLOR 99.97 %  
RN 0.03 %



## Luminaire

Code M328145\_30°  
Name EVERY 105 RD TR OR LED 2700K 2X9°NO/NE\_30°

## Measurerm.

Code FTS2400250.  
Name EVERY 105 RD TR OR LED 2700K 2X9°NO/NE\_30°

Luminaire Flux	793 lm	Luminaire Power	10.0 W	Efficacy	79.300 lm/W	Efficiency	100.00%
Source Flux	793 lm	Maximum value	4435.23 cd/klm	Position	C=0.00 G=29.00	CG	Sym. on planes 0-180
Round Luminaire		Diam.	85 mm	Height	130 mm		
Round Luminous Area		Diam.	80 mm	Height	0 mm		
Horizontal Luminous Area		0.005027 m2		Emitting area on Plane 180°		0.000000 m2	
Emitting area on Plane 0°		0.000000 m2		Emitting area on Plane 270°		0.000000 m2	
Emitting area on Plane 90°		0.000000 m2		Glare area at 76°		0.001216 m2	
Coordinate system		CG		Symmetry Type		Sym. on planes 0-180	
Date		06-06-2024		Maximum Gamma Angle		180	
Measurement Distance		0.00		Measurement Flux		793 lm	

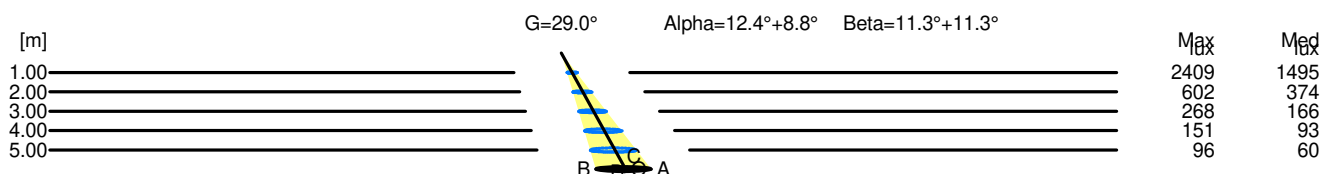
LED Flux=1474lm LED Power=10W Eff=54% EfcLed=147lm/W EfcLum=79lm/W CCT=2700K Ra=90 R9=50 SDCM=3 L70(9k)=50000h

C.I.E.	92 100 100 100 100	D DIN 5040	A60
F UTE	1.00 A	B NBN	BZ 1

### Width at 50.00 % of Max Intensity

H[m]	1.00	2.00	3.00	4.00	5.00	H[m]	1.00	2.00	3.00	4.00	5.00
OA	0.22	0.44	0.66	0.88	1.10	OC	0.23	0.46	0.69	0.92	1.15
OB	0.26	0.51	0.77	1.03	1.28	OD	0.23	0.46	0.69	0.92	1.15

	Luminous Intensities [ cd/klm]									
	0	5	15	25	35	45	55	65	75	85
OA	419.85	599.44	1512.74	3155.27	2595.33	493.16	37.39	1.33	0.28	0.20
OB	419.85	277.83	86.48	21.42	6.97	3.56	1.97	0.00	0.00	0.00
OC	419.85	400.06	313.22	151.93	38.73	6.78	2.06	1.02	0.43	0.24
OD	419.85	400.06	313.22	151.93	38.73	6.78	2.06	1.02	0.43	0.24



H[m]	D[m]	Max lux	Med lux	Alpha=12.4°+8.8°	G=29.0
1.00	0.48	2409	1495		
2.00	0.95	602	374		
3.00	1.43	268	166		
4.00	1.91	151	93		
5.00	2.38	96	60		

H[m]	D[m]	Max lux	Med lux	Beta=11.3°+11.3°	G=0.0
1.00	0.46	2409	1495		
2.00	0.92	602	374		
3.00	1.38	268	166		
4.00	1.83	151	93		
5.00	2.29	96	60		