

## Luminaire

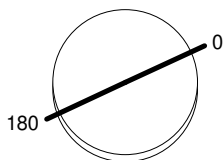
Code M328425\_0°  
Name EVERY 105 RD TR OR LED 2700K 2X9°ME/BL\_0°

## Measurement

Code FTS2400259.  
Name EVERY 105 RD TR OR LED 2700K 2X9°ME/BL\_0°

Luminaire Flux	1120 lm	Luminaire Power	10.0 W	Efficacy	112.000 lm/W	Efficiency	100.00%
Source Flux	1120 lm	Maximum value	3818.04 cd/klm	Position	C=0.00 G=0.00	CG	Rotosymmetrical
Round Luminaire		Diam.	85 mm	Height	130 mm		
Round Luminous Area		Diam.	80 mm	Height	0 mm		
Horizontal Luminous Area		0.005027 m2		Emitting area on Plane 180°		0.000000 m2	
Emitting area on Plane 0°		0.000000 m2		Emitting area on Plane 270°		0.000000 m2	
Emitting area on Plane 90°		0.000000 m2		Glare area at 76°		0.001216 m2	
Coordinate system		CG		Symmetry Type		Rotosymmetrical	
Date		06-06-2024		Maximum Gamma Angle		180	
Measurement Distance		0.00		Measurement Flux		1120 lm	
LED Flux=1474lm LED Power=10W Eff=76% EfcLed=147lm/W EfcLum=112lm/W CCT=2700K Ra=90 R9=50 SDCM=3 L70(9k)=50000h							
C.I.E.	98 100 100 100 100			D DIN 5040	A60		
F UTE	--			B NBN	BZ 1		

Diam=85mm



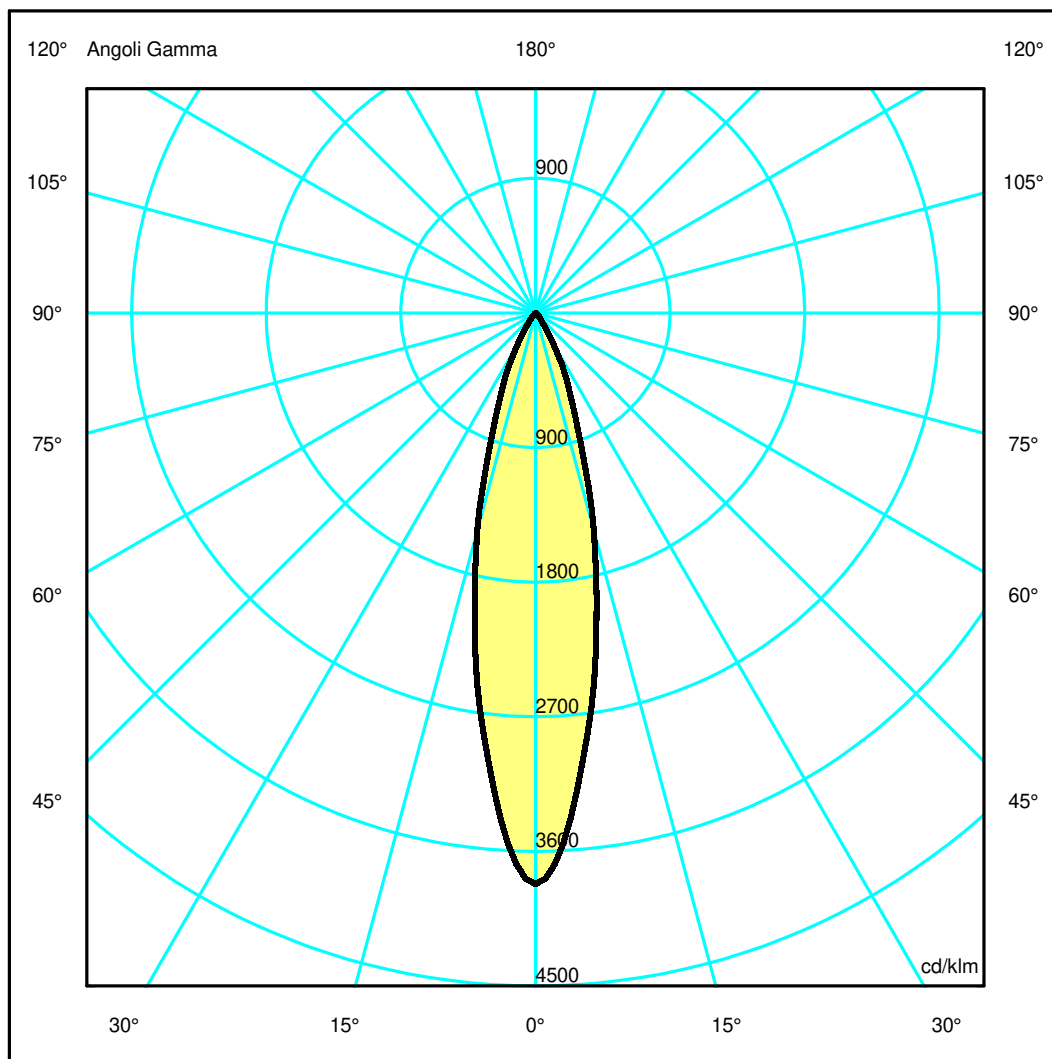
Semipiani C

180.0 ——— 0.0

ULOR 0.00 %

DLOR100.00 %

RN 0.00 %



## Luminaire

Code M328425\_0°  
Name EVERY 105 RD TR OR LED 2700K 2X9°ME/BL\_0°

## Measurment.

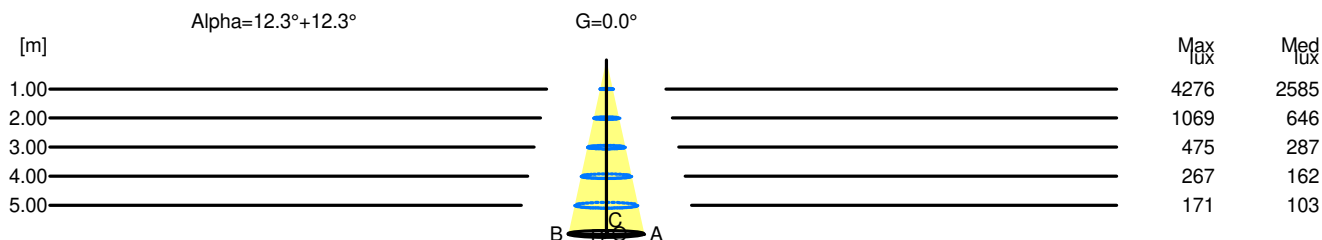
Code FTS2400259.  
Name EVERY 105 RD TR OR LED 2700K 2X9°ME/BL\_0°

Luminaire Flux	1120 lm	Luminaire Power	10.0 W	Efficacy	112.000 lm/W	Efficiency	100.00%
Source Flux	1120 lm	Maximum value	3818.04 cd/klm	Position	C=0.00 G=0.00	CG	Rotosymmetrical
Round Luminaire		Diam.	85 mm	Height	130 mm		
Round Luminous Area		Diam.	80 mm	Height	0 mm		
Horizontal Luminous Area		0.005027 m2		Emitting area on Plane 180°		0.000000 m2	
Emitting area on Plane 0°		0.000000 m2		Emitting area on Plane 270°		0.000000 m2	
Emitting area on Plane 90°		0.000000 m2		Glare area at 76°		0.001216 m2	
Coordinate system		CG		Symmetry Type		Rotosymmetrical	
Date		06-06-2024		Maximum Gamma Angle		180	
Measurement Distance		0.00		Measurement Flux		1120 lm	
LED Flux=1474lm LED Power=10W Eff=76% EfcLed=147lm/W EfcLum=112lm/W CCT=2700K Ra=90 R9=50 SDCM=3 L70(9k)=50000h							
C.I.E.	98 100 100 100 100			D DIN 5040	A60		
F UTE	--			B NBN	BZ 1		

Width at 50.00 % of Max Intensity

H[m]	1.00	2.00	3.00	4.00	5.00	H[m]	1.00	2.00	3.00	4.00	5.00
OA	0.22	0.44	0.65	0.87	1.09	OC	0.22	0.44	0.65	0.87	1.09
OB	0.22	0.44	0.65	0.87	1.09	OD	0.22	0.44	0.65	0.87	1.09

	Luminous Intensities [ cd/klm ]									
	0	5	15	25	35	45	55	65	75	85
OA	4276.21	3583.63	1683.31	549.24	105.11	34.52	0.47	0.27	0.23	0.23
OB	4276.21	3583.63	1683.31	549.24	105.11	34.52	0.47	0.27	0.23	0.23
OC	4276.21	3583.63	1683.31	549.24	105.11	34.52	0.47	0.27	0.23	0.23
OD	4276.21	3583.63	1683.31	549.24	105.11	34.52	0.47	0.27	0.23	0.23



H[m]	D[m]	Max lux	Med lux	Alpha=12.3°+12.3°	G=0.0
1.00	0.44	4276	2585		
2.00	0.87	1069	646		
3.00	1.31	475	287		
4.00	1.75	267	162		
5.00	2.18	171	103		