

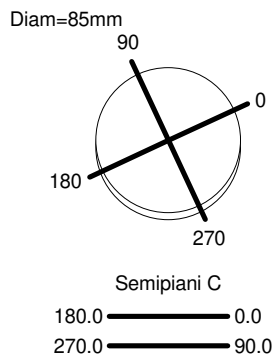
## Luminaire

Code M328445\_30°  
 Name EVERY 105 RD TR OR LED 2700K 2X9°ME/NE\_30°

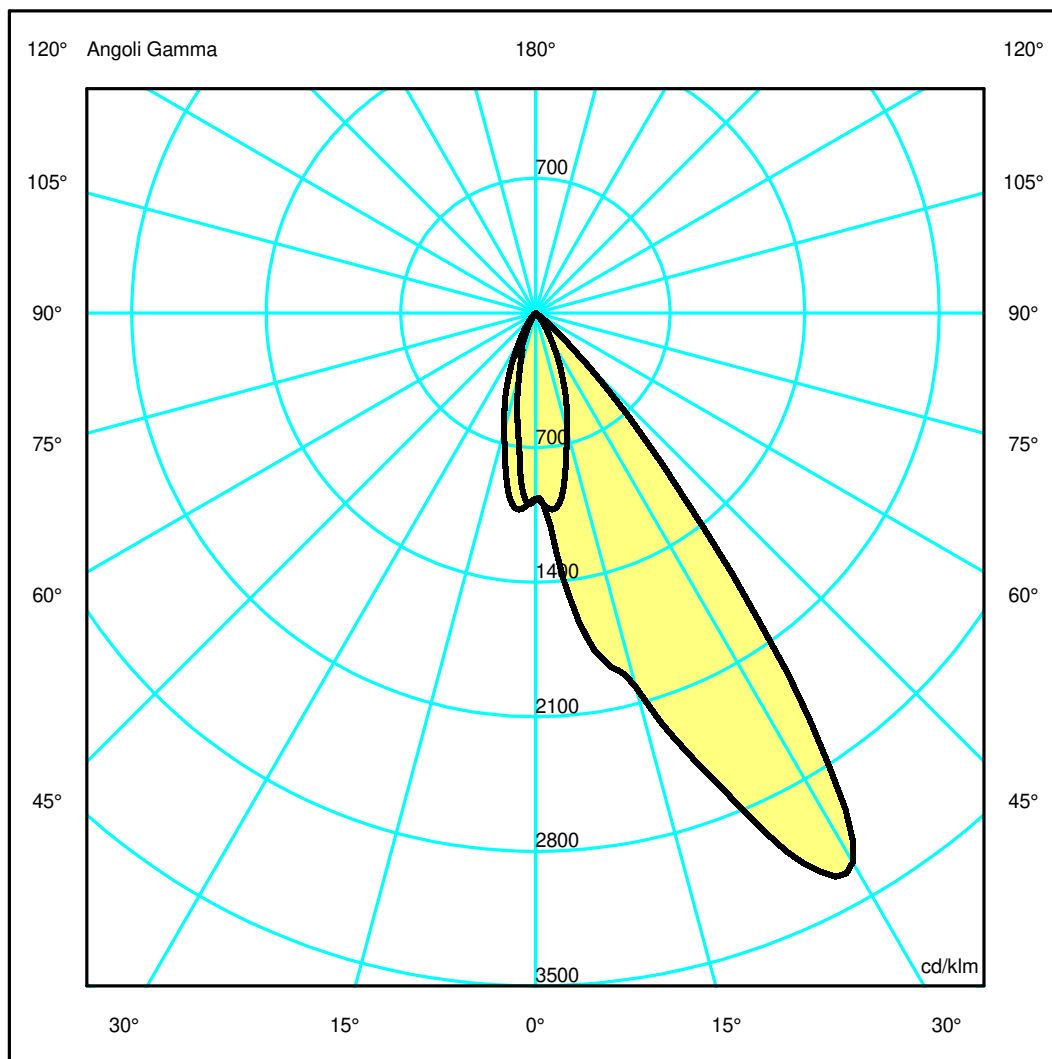
## Measurement

Code FTS2400249.  
 Name EVERY 105 RD TR OR LED 2700K 2X9°ME/NE\_30°

Luminaire Flux	1120 lm	Luminaire Power	10.0 W	Efficacy	112.000 lm/W	Efficiency	100.00%
Source Flux	1120 lm	Maximum value	3333.29 cd/klm	Position	C=0.00 G=29.00	CG Sym. on planes 0-180	
Round Luminaire		Diam.	85 mm	Height	130 mm		
Round Luminous Area		Diam.	80 mm	Height	0 mm		
Horizontal Luminous Area		0.005027 m2		Emitting area on Plane 180°	0.000000 m2		
Emitting area on Plane 0°		0.000000 m2		Emitting area on Plane 270°	0.000000 m2		
Emitting area on Plane 90°		0.000000 m2		Glare area at 76°	0.001216 m2		
Coordinate system		CG		Symmetry Type	Sym. on planes 0-180		
Date		06-06-2024		Maximum Gamma Angle	180		
Measurement Distance		0.00		Measurement Flux	1120 lm		
LED Flux=1474lm LED Power=10W Eff=76% EfcLed=147lm/W EfcLum=112lm/W CCT=2700K Ra=90 R9=50 SDCM=3 L70(9k)=50000h							
C.I.E.	94 100 100 100 100			D DIN 5040	A60		
F UTE	1.00 A			B NBN	BZ 1		



ULOR 0.02 %  
 DLOR 99.98 %  
 RN 0.02 %



## Luminaire

Code M328445\_30°  
Name EVERY 105 RD TR OR LED 2700K 2X9°ME/NE\_30°

## Measurerm.

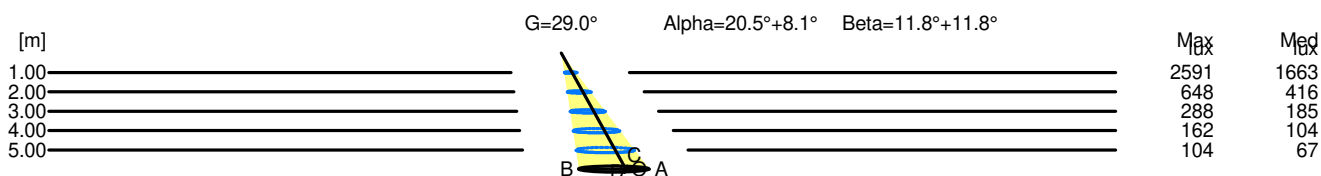
Code FTS2400249.  
Name EVERY 105 RD TR OR LED 2700K 2X9°ME/NE\_30°

Luminaire Flux	1120 lm	Luminaire Power	10.0 W	Efficacy	112.000 lm/W	Efficiency	100.00%
Source Flux	1120 lm	Maximum value	3333.29 cd/klm	Position	C=0.00 G=29.00	CG	Sym. on planes 0-180
Round Luminaire		Diam.	85 mm	Height	130 mm		
Round Luminous Area		Diam.	80 mm	Height	0 mm		
Horizontal Luminous Area		0.005027 m2		Emitting area on Plane 180°		0.000000 m2	
Emitting area on Plane 0°		0.000000 m2		Emitting area on Plane 270°		0.000000 m2	
Emitting area on Plane 90°		0.000000 m2		Glare area at 76°		0.001216 m2	
Coordinate system		CG		Symmetry Type		Sym. on planes 0-180	
Date		06-06-2024		Maximum Gamma Angle		180	
Measurement Distance		0.00		Measurement Flux		1120 lm	
LED Flux=1474lm LED Power=10W Eff=76% EfcLed=147lm/W EfcLum=112lm/W CCT=2700K Ra=90 R9=50 SDCM=3 L70(9k)=50000h							
C.I.E.	94 100 100 100 100			D DIN 5040	A60		
F UTE	1.00 A			B NBN	BZ 1		

### Width at 50.00 % of Max Intensity

H[m]	1.00	2.00	3.00	4.00	5.00	H[m]	1.00	2.00	3.00	4.00	5.00
OA	0.20	0.40	0.61	0.81	1.01	OC	0.24	0.48	0.72	0.96	1.20
OB	0.40	0.81	1.21	1.62	2.02	OD	0.24	0.48	0.72	0.96	1.20

	Luminous Intensities [ cd/klm]									
	0	5	15	25	35	45	55	65	75	85
OA	1083.26	1397.01	2258.17	3462.82	2554.15	424.79	36.33	1.07	0.33	0.24
OB	1083.26	980.90	370.56	147.02	28.05	5.74	0.57	0.00	0.00	0.00
OC	1083.26	1149.19	707.02	329.77	97.95	22.22	1.38	0.31	0.28	0.27
OD	1083.26	1149.19	707.02	329.77	97.95	22.22	1.38	0.31	0.28	0.27



H[m]	D[m]	Max lux	Med lux	Alpha=20.5°+8.1°	G=29.0
1.00	0.61	2591	1663		
2.00	1.21	648	416		
3.00	1.82	288	185		
4.00	2.43	162	104		
5.00	3.03	104	67		

H[m]	D[m]	Max lux	Med lux	Beta=11.8°+11.8°	G=0.0
1.00	0.48	2591	1663		
2.00	0.96	648	416		
3.00	1.43	288	185		
4.00	1.91	162	104		
5.00	2.39	104	67		