

Luminaire

Code M328905_30°
 Name EVERY 105 TRLS RD OR LED 2700K 2X22°NO_30°

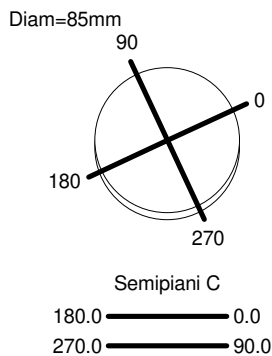
Measurement

Code FTS2400253.
 Name EVERY 105 TRLS RD OR LED 2700K 2X22°NO_30°

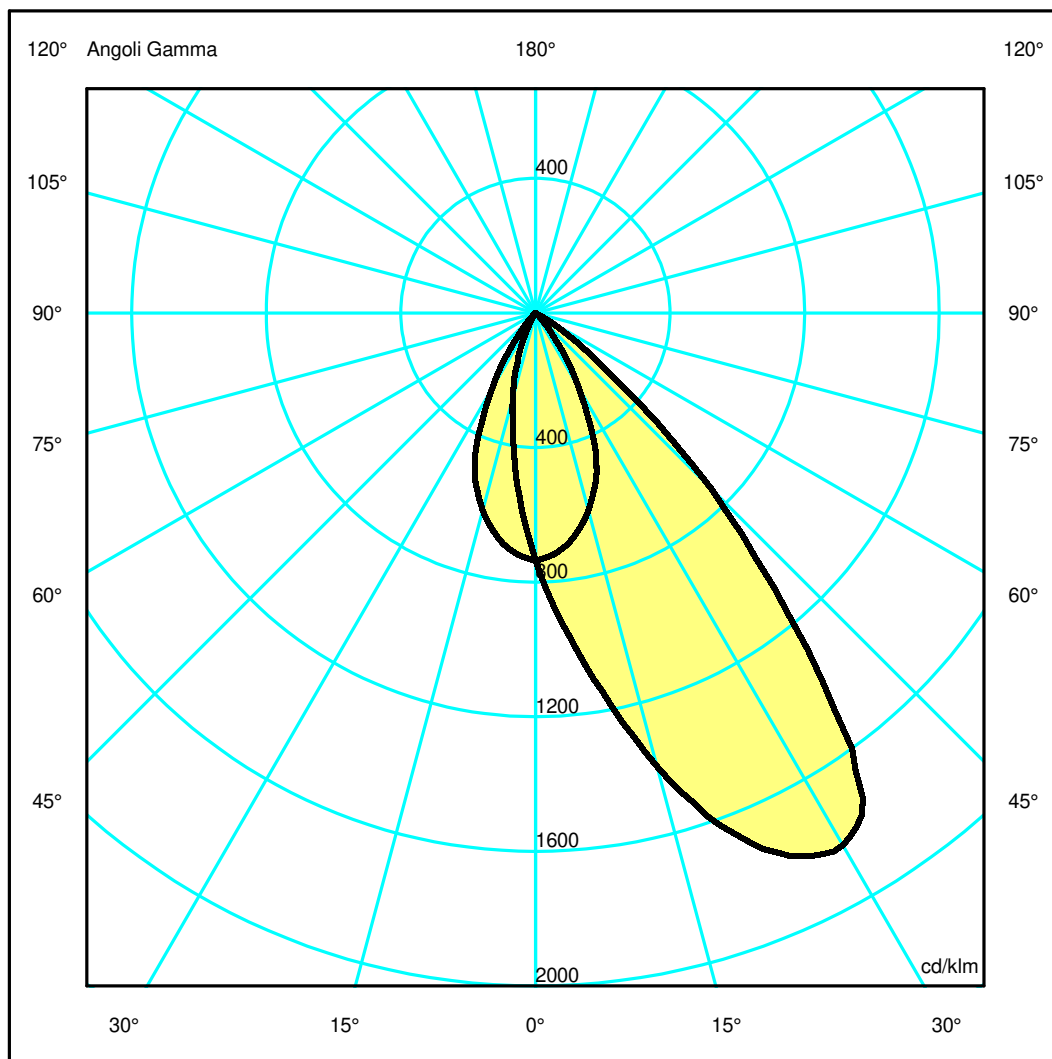
Luminaire Flux	624 lm	Luminaire Power	10.0 W	Efficacy	62.400 lm/W	Efficiency	100.00%
Source Flux	624 lm	Maximum value	1829.08 cd/klm	Position	C=0.00 G=29.00	CG	Sym. on planes 0-180
Round Luminaire		Diam.	85 mm	Height	130 mm		
Round Luminous Area		Diam.	80 mm	Height	0 mm		
Horizontal Luminous Area			0.005027 m2	Emitting area on Plane 180°			0.000000 m2
Emitting area on Plane 0°			0.000000 m2	Emitting area on Plane 270°			0.000000 m2
Emitting area on Plane 90°			0.000000 m2	Glare area at 76°			0.001216 m2
Coordinate system		CG		Symmetry Type		Sym. on planes 0-180	
Date		06-06-2024		Maximum Gamma Angle		180	
Measurement Distance		0.00		Measurement Flux		624 lm	

LED Flux=1474lm LED Power=10W Eff=42% EfcLed=147lm/W EfcLum=62lm/W CCT=2700K Ra=90 R9=50 SDCM=3 L70(9k)=50000h

C.I.E.	86 100 100 100 100	D DIN 5040	A60
F UTE	1.00 A	B NBN	BZ 1



ULOR 0.03 %
 DLOR 99.97 %
 RN 0.03 %



Luminaire

Code M328905_30°
Name EVERY 105 TRLS RD OR LED 2700K 2X22°NO_30°

Measurerm.

Code FTS2400253.
Name EVERY 105 TRLS RD OR LED 2700K 2X22°NO_30°

Luminaire Flux	624 lm	Luminaire Power	10.0 W	Efficacy	62.400 lm/W	Efficiency	100.00%
Source Flux	624 lm	Maximum value	1829.08 cd/klm	Position	C=0.00 G=29.00	CG	Sym. on planes 0-180
Round Luminaire		Diam.	85 mm	Height	130 mm		
Round Luminous Area		Diam.	80 mm	Height	0 mm		
Horizontal Luminous Area		0.005027 m2		Emitting area on Plane 180°		0.000000 m2	
Emitting area on Plane 0°		0.000000 m2		Emitting area on Plane 270°		0.000000 m2	
Emitting area on Plane 90°		0.000000 m2		Glare area at 76°		0.001216 m2	
Coordinate system		CG		Symmetry Type		Sym. on planes 0-180	
Date		06-06-2024		Maximum Gamma Angle		180	
Measurement Distance		0.00		Measurement Flux		624 lm	

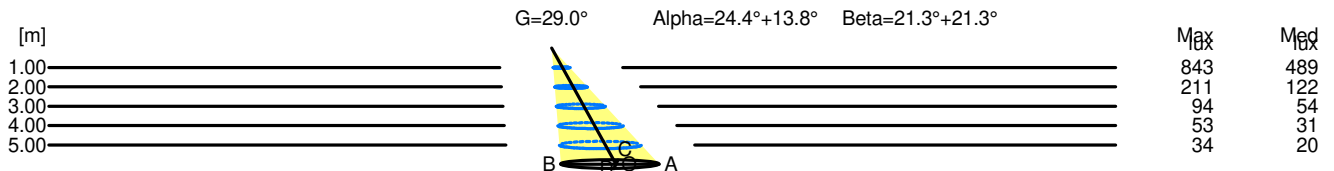
LED Flux=1474lm LED Power=10W Eff=42% EfcLed=147lm/W EfcLum=62lm/W CCT=2700K Ra=90 R9=50 SDCM=3 L70(9k)=50000h

C.I.E.	86	100	100	100	100	D DIN 5040	A60
F UTE	1.00	A				B NBN	BZ 1

Width at 50.00 % of Max Intensity

H[m]	1.00	2.00	3.00	4.00	5.00	H[m]	1.00	2.00	3.00	4.00	5.00
OA	0.37	0.75	1.12	1.49	1.86	OC	0.45	0.89	1.34	1.78	2.23
OB	0.47	0.95	1.42	1.89	2.37	OD	0.45	0.89	1.34	1.78	2.23

	Luminous Intensities [cd/klm]									
	0	5	15	25	35	45	55	65	75	85
OA	459.35	579.77	870.08	1110.30	1035.32	461.93	88.29	2.10	0.40	0.20
OB	459.35	341.52	162.34	53.63	8.77	3.59	1.88	0.00	0.00	0.00
OC	459.35	446.37	378.86	251.48	86.44	14.70	2.55	0.87	0.41	0.24
OD	459.35	446.37	378.86	251.48	86.44	14.70	2.55	0.87	0.41	0.24



H[m]	D[m]	Max lux	Med lux	Alpha=24.4°+13.8°	G=29.0
1.00	0.85	843	489		
2.00	1.69	211	122		
3.00	2.54	94	54		
4.00	3.38	53	31		
5.00	4.23	34	20		

H[m]	D[m]	Max lux	Med lux	Beta=21.3°+21.3°	G=0.0
1.00	0.89	843	489		
2.00	1.78	211	122		
3.00	2.67	94	54		
4.00	3.56	53	31		
5.00	4.45	34	20		