

## Luminaire

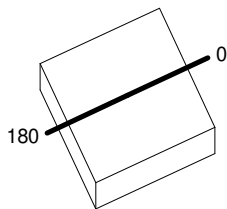
Code M329660  
Name EVERY 105 CA TR FI LED 2700K 2X9°ME/SI

## Measurem.

Code FTS1602578-A  
Name EVERY 105 CA TR FI LED 2700K 2X9°ME/SI

Luminaire Flux	1127 lm	Luminaire Power	10.0 W	Efficacy	112.700 lm/W	Efficiency	100.00%
Source Flux	1127 lm	Maximum value	3318.17 cd/klm	Position	C=0.00 G=0.00	CG	Rotosymmetrical
Rectangular Luminaire		Length	85 mm	Width	85 mm	Height	130 mm
Rectangular Luminous Area		Length	80 mm	Width	80 mm	Height	0 mm
Horizontal Luminous Area		0.006400 m2		Emitting area on Plane 180°		0.000000 m2	
Emitting area on Plane 0°		0.000000 m2		Emitting area on Plane 270°		0.000000 m2	
Emitting area on Plane 90°		0.000000 m2		Glare area at 76°		0.001548 m2	
Coordinate system		CG		Symmetry Type		Rotosymmetrical	
Date		06-06-2024		Maximum Gamma Angle		180	
Measurement Distance		0.00		Measurement Flux		1127 lm	
LED Flux=1474lm LED Power=10W Eff=76% EfcLed=147lm/W EfcLum=113lm/W CCT=2700K Ra=90 R9=50 SDCM=3 L70(9k)=50000h							
C.I.E.	97 100 100 100 100			D DIN 5040	A60		
F UTE	1.00 A			B NBN	BZ 1		

85mm x 85mm



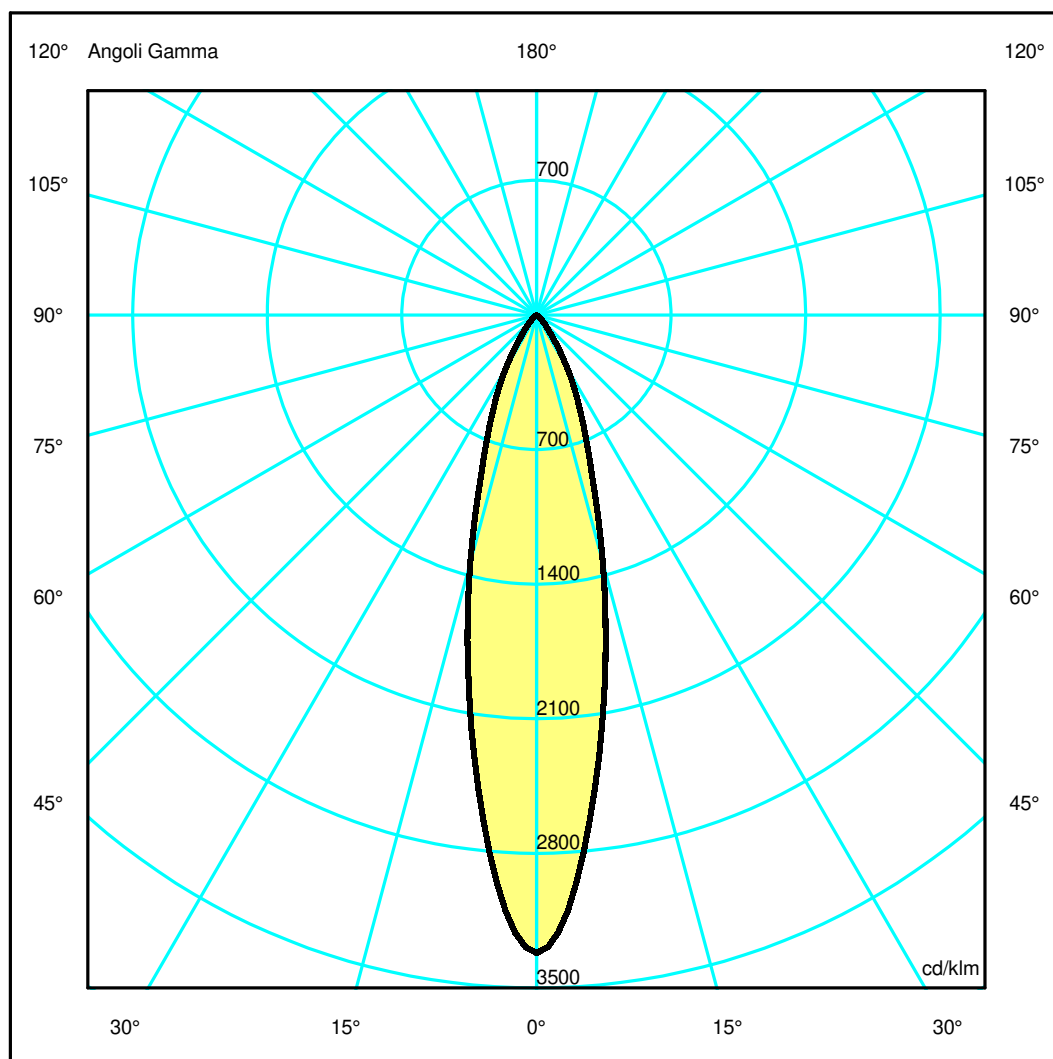
Semipiani C

180.0 ——— 0.0

ULOR 0.00 %

DLOR100.00 %

RN 0.00 %



## Luminaire

Code M329660  
Name EVERY 105 CA TR FI LED 2700K 2X9°ME/SI

## Measurerm.

Code FTS1602578-A  
Name EVERY 105 CA TR FI LED 2700K 2X9°ME/SI

Luminaire Flux	1127 lm	Luminaire Power	10.0 W	Efficacy	112.700 lm/W	Efficiency	100.00%
Source Flux	1127 lm	Maximum value	3318.17 cd/klm	Position	C=0.00 G=0.00	CG	Rotosymmetrical
Rectangular Luminaire		Length	85 mm	Width	85 mm	Height	130 mm
Rectangular Luminous Area		Length	80 mm	Width	80 mm	Height	0 mm
Horizontal Luminous Area		0.006400 m2		Emitting area on Plane 180°		0.000000 m2	
Emitting area on Plane 0°		0.000000 m2		Emitting area on Plane 270°		0.000000 m2	
Emitting area on Plane 90°		0.000000 m2		Glare area at 76°		0.001548 m2	
Coordinate system		CG		Symmetry Type		Rotosymmetrical	
Date		06-06-2024		Maximum Gamma Angle		180	
Measurement Distance		0.00		Measurement Flux		1127 lm	

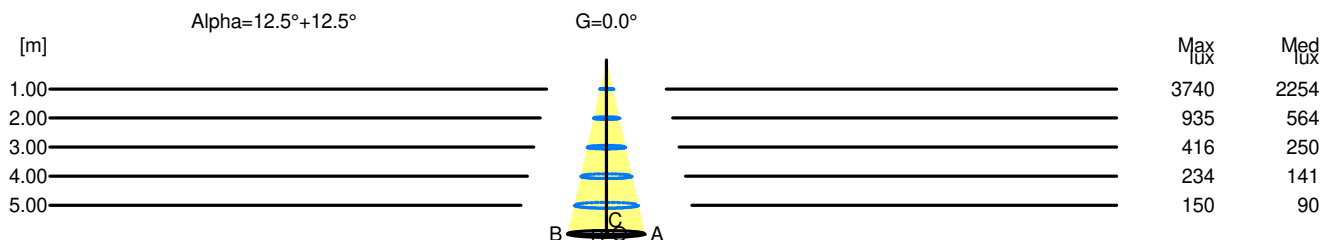
LED Flux=1474lm LED Power=10W Eff=76% EfcLed=147lm/W EfcLum=113lm/W CCT=2700K Ra=90 R9=50 SDCM=3 L70(9k)=50000h

C.I.E.	97 100 100 100 100	D DIN 5040	A60
F UTE	1.00 A	B NBN	BZ 1

Width at 50.00 % of Max Intensity

H[m]	1.00	2.00	3.00	4.00	5.00	H[m]	1.00	2.00	3.00	4.00	5.00
OA	0.22	0.44	0.66	0.89	1.11	OC	0.22	0.44	0.66	0.89	1.11
OB	0.22	0.44	0.66	0.89	1.11	OD	0.22	0.44	0.66	0.89	1.11

	Luminous Intensities [ cd/klm ]									
	0	5	15	25	35	45	55	65	75	85
OA	3739.58	3161.43	1498.66	592.27	184.29	50.02	5.84	0.29	0.24	0.23
OB	3739.58	3161.43	1498.66	592.27	184.29	50.02	5.84	0.29	0.24	0.23
OC	3739.58	3161.43	1498.66	592.27	184.29	50.02	5.84	0.29	0.24	0.23
OD	3739.58	3161.43	1498.66	592.27	184.29	50.02	5.84	0.29	0.24	0.23



H[m]	D[m]	Max lux	Med lux	Alpha=12.5°+12.5°	G=0.0
1.00	0.44	3740	2254		
2.00	0.89	935	564		
3.00	1.33	416	250		
4.00	1.77	234	141		
5.00	2.22	150	90		