

## Luminaire

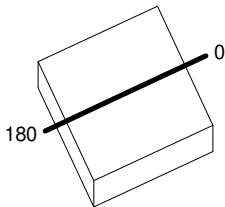
Code M329760  
Name EVERY 105 CA TR FI LED 2700K 2X14°ME/S

## Measurem.

Code FTS1602582-A  
Name EVERY 105 CA TR FI LED 2700K 2X14°ME/S

Luminaire Flux	950 lm	Luminaire Power	10.0 W	Efficacy	95.000 lm/W	Efficiency	100.00%
Source Flux	950 lm	Maximum value	1063.07 cd/klm	Position	C=0.00 G=0.00	CG	Rotosymmetrical
Rectangular Luminaire		Length	85 mm	Width	85 mm	Height	130 mm
Rectangular Luminous Area		Length	80 mm	Width	80 mm	Height	0 mm
Horizontal Luminous Area		0.006400 m2		Emitting area on Plane 180°		0.000000 m2	
Emitting area on Plane 0°		0.000000 m2		Emitting area on Plane 270°		0.000000 m2	
Emitting area on Plane 90°		0.000000 m2		Glare area at 76°		0.001548 m2	
Coordinate system		CG		Symmetry Type		Rotosymmetrical	
Date		06-06-2024		Maximum Gamma Angle		180	
Measurement Distance		0.00		Measurement Flux		950 lm	
LED Flux=1474lm LED Power=10W Eff=64% EfcLed=147lm/W EfcLum=95lm/W CCT=2700K Ra=90 R9=50 SDCM=3 L70(9k)=50000h							
C.I.E.	93 100 100 100 100			D DIN 5040	A60		
F UTE	1.00 A			B NBN	BZ 1		

85mm x 85mm



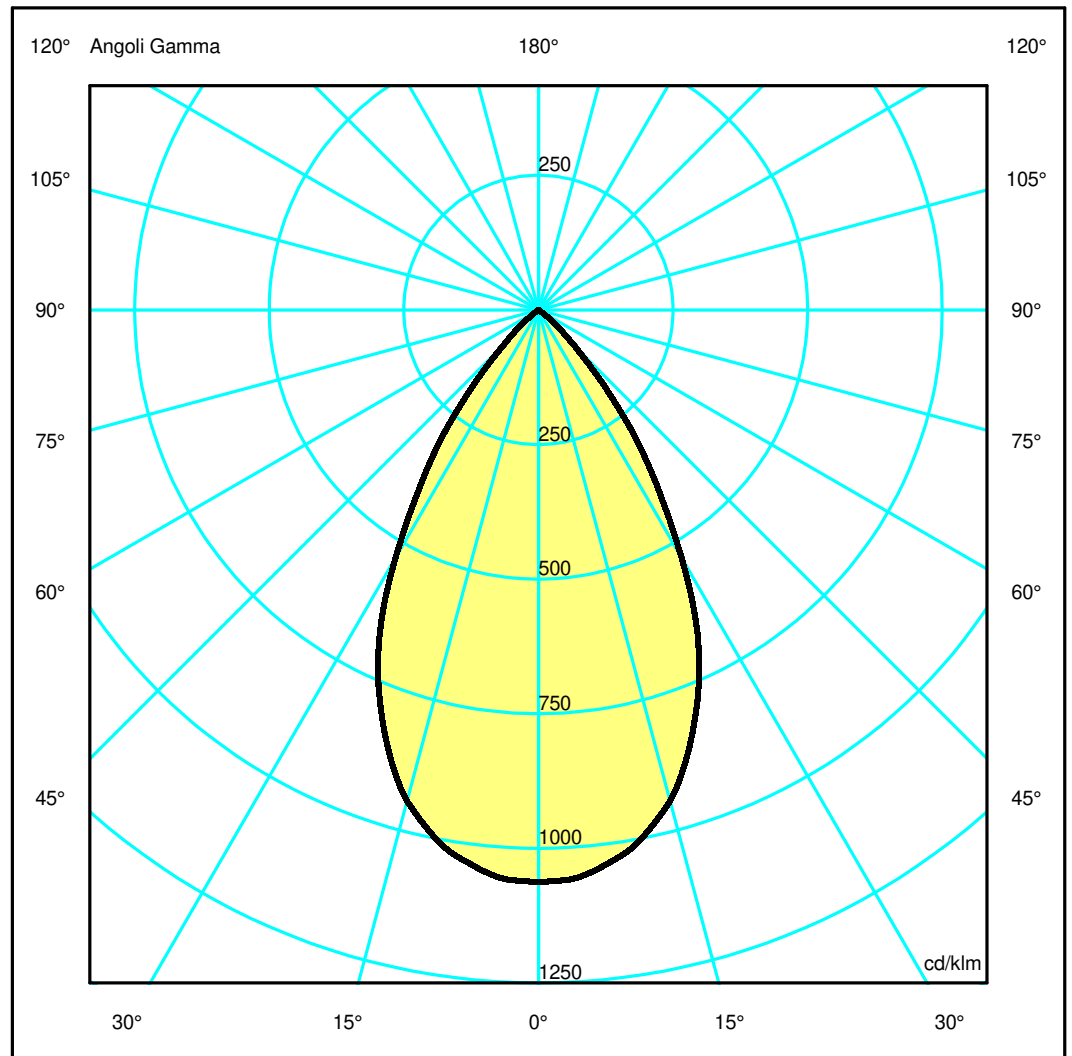
Semipiani C

180.0 ——— 0.0

ULOR 0.00 %

DLOR100.00 %

RN 0.00 %



## Luminaire

Code M329760  
Name EVERY 105 CA TR FI LED 2700K 2X14°ME/S

## Measurerm.

Code FTS1602582-A  
Name EVERY 105 CA TR FI LED 2700K 2X14°ME/S

Luminaire Flux	950 lm	Luminaire Power	10.0 W	Efficacy	95.000 lm/W	Efficiency	100.00%
Source Flux	950 lm	Maximum value	1063.07 cd/klm	Position	C=0.00 G=0.00	CG	Rotosymmetrical
Rectangular Luminaire		Length	85 mm	Width	85 mm	Height	130 mm
Rectangular Luminous Area		Length	80 mm	Width	80 mm	Height	0 mm
Horizontal Luminous Area		0.006400 m2		Emitting area on Plane 180°		0.000000 m2	
Emitting area on Plane 0°		0.000000 m2		Emitting area on Plane 270°		0.000000 m2	
Emitting area on Plane 90°		0.000000 m2		Glare area at 76°		0.001548 m2	
Coordinate system		CG		Symmetry Type		Rotosymmetrical	
Date		06-06-2024		Maximum Gamma Angle		180	
Measurement Distance		0.00		Measurement Flux		950 lm	

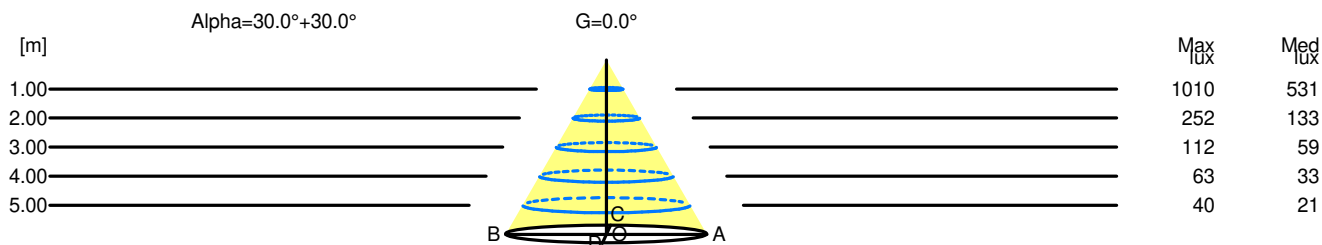
LED Flux=1474lm LED Power=10W Eff=64% EfcLed=147lm/W EfcLum=95lm/W CCT=2700K Ra=90 R9=50 SDCM=3 L70(9k)=50000h

C.I.E.	93 100 100 100 100	D DIN 5040	A60
F UTE	1.00 A	B NBN	BZ 1

Width at 50.00 % of Max Intensity

H[m]	1.00	2.00	3.00	4.00	5.00	H[m]	1.00	2.00	3.00	4.00	5.00
OA	0.58	1.15	1.73	2.31	2.89	OC	0.58	1.15	1.73	2.31	2.89
OB	0.58	1.15	1.73	2.31	2.89	OD	0.58	1.15	1.73	2.31	2.89

	Luminous Intensities [ cd/klm]									
	0	5	15	25	35	45	55	65	75	85
OA	1009.91	998.50	896.74	669.69	344.47	90.72	10.31	0.43	0.31	0.28
OB	1009.91	998.50	896.74	669.69	344.47	90.72	10.31	0.43	0.31	0.28
OC	1009.91	998.50	896.74	669.69	344.47	90.72	10.31	0.43	0.31	0.28
OD	1009.91	998.50	896.74	669.69	344.47	90.72	10.31	0.43	0.31	0.28



H[m]	D[m]	Max lux	Med lux	Alpha=30.0°+30.0°	G=0.0
1.00	1.15	1010	531		
2.00	2.31	252	133		
3.00	3.46	112	59		
4.00	4.62	63	33		
5.00	5.77	40	21		