

Luminaire

Code M329765_30°
Name EVERY 105 CA TR OR LED 2700K 2X14°ME/S_30°

Measurement

Code FTS2400256.
Name EVERY 105 CA TR OR LED 2700K 2X14°ME/S_30°

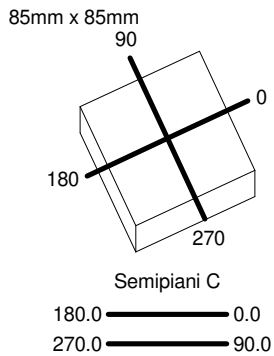
Luminaire Flux	872 lm	Luminaire Power	10.0 W	Efficacy	87.200 lm/W	Efficiency	100.00%
Source Flux	872 lm	Maximum value	997.18 cd/klm	Position	C=5.00 G=15.00	CG	Sym. on planes 0-180
Rectangular Luminaire		Length	85 mm	Width	85 mm	Height	130 mm
Rectangular Luminous Area		Length	80 mm	Width	80 mm	Height	0 mm
Horizontal Luminous Area		0.006400 m ²		Emitting area on Plane 180°		0.000000 m ²	
Emitting area on Plane 0°		0.000000 m ²		Emitting area on Plane 270°		0.000000 m ²	
Emitting area on Plane 90°		0.000000 m ²		Glare area at 76°		0.001548 m ²	
Coordinate system		CG		Symmetry Type		Sym. on planes 0-180	
Date		06-06-2024		Maximum Gamma Angle		180	
Measurement Distance		0.00		Measurement Flux		872 lm	

LED Flux=1474lm LED Power=10W Eff=59% EfcLed=147lm/W EfcLum=87lm/W CCT=2700K Ra=90 R9=50 SDCM=3 L70(9k)=50000h

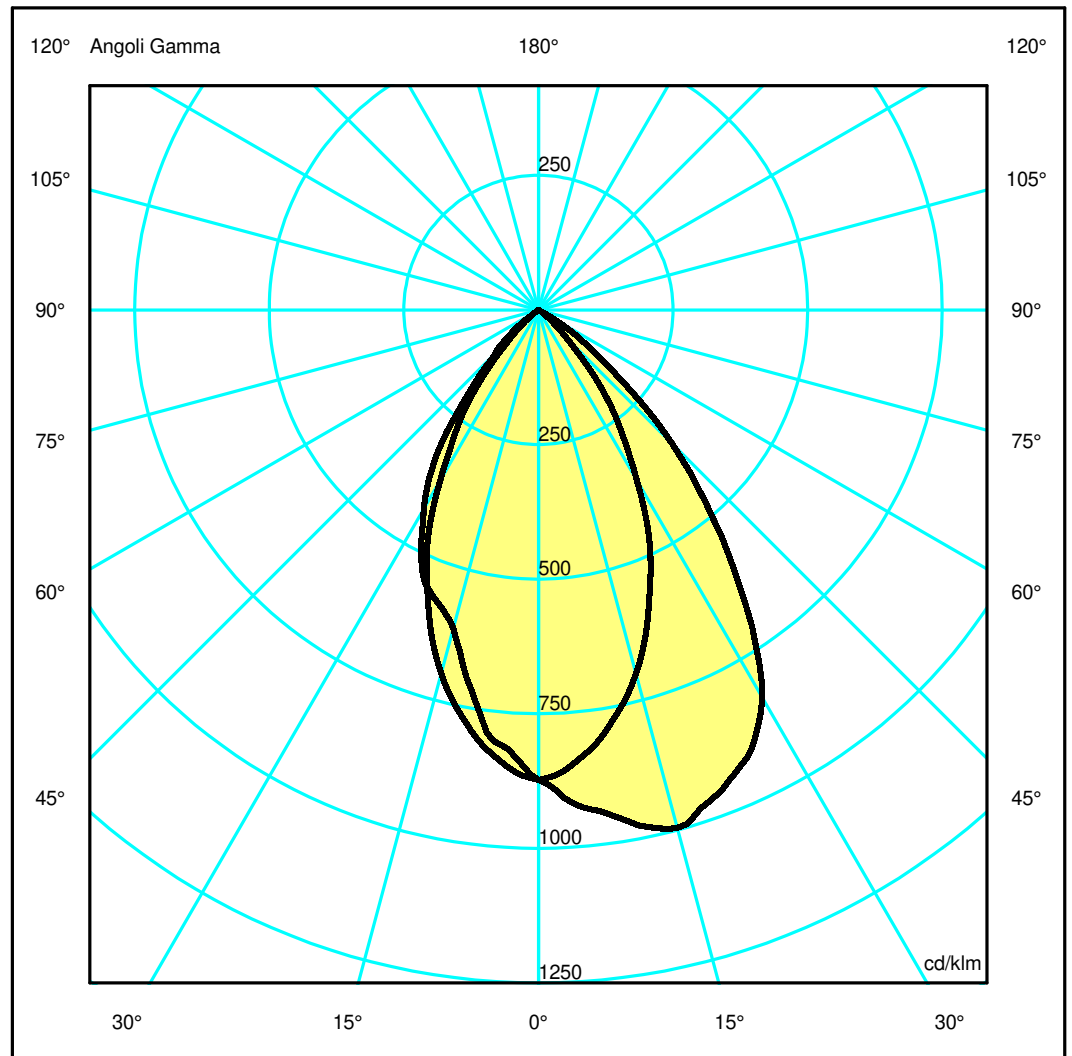
C.I.E. 84 100 100 100 100
F UTE 1.00 A

D DIN 5040
B NBN

A60
BZ 1



ULOR 0.05 %
DLOR 99.95 %
RN 0.05 %



Luminaire

Code M329765_30°
Name EVERY 105 CA TR OR LED 2700K 2X14°ME/S_30°

Measurerm.

Code FTS2400256.
Name EVERY 105 CA TR OR LED 2700K 2X14°ME/S_30°

Luminaire Flux	872 lm	Luminaire Power	10.0 W	Efficacy	87.200 lm/W	Efficiency	100.00%
Source Flux	872 lm	Maximum value	997.18 cd/klm	Position	C=5.00 G=15.00	CG	Sym. on planes 0-180
Rectangular Luminaire		Length	85 mm	Width	85 mm	Height	130 mm
Rectangular Luminous Area		Length	80 mm	Width	80 mm	Height	0 mm
Horizontal Luminous Area		0.006400 m2		Emitting area on Plane 180°		0.000000 m2	
Emitting area on Plane 0°		0.000000 m2		Emitting area on Plane 270°		0.000000 m2	
Emitting area on Plane 90°		0.000000 m2		Glare area at 76°		0.001548 m2	
Coordinate system		CG		Symmetry Type		Sym. on planes 0-180	
Date		06-06-2024		Maximum Gamma Angle		180	
Measurement Distance		0.00		Measurement Flux		872 lm	

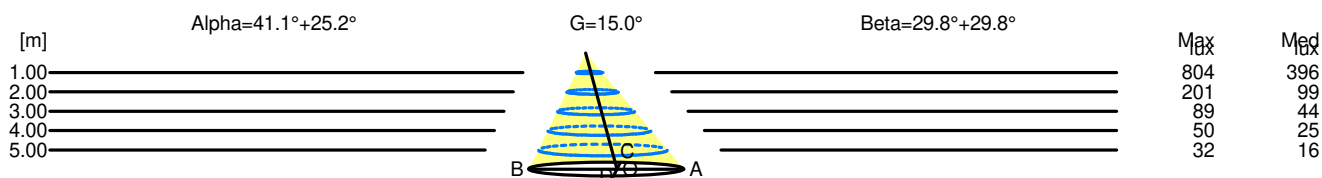
LED Flux=1474lm LED Power=10W Eff=59% EfcLed=147lm/W EfcLum=87lm/W CCT=2700K Ra=90 R9=50 SDCM=3 L70(9k)=50000h

C.I.E.	84 100 100 100 100	D DIN 5040	A60
F UTE	1.00 A	B NBN	BZ 1

Width at 50.00 % of Max Intensity

H[m]	1.00	2.00	3.00	4.00	5.00	H[m]	1.00	2.00	3.00	4.00	5.00
OA	0.58	1.15	1.73	2.31	2.88	OC	0.59	1.19	1.78	2.38	2.97
OB	0.76	1.51	2.27	3.03	3.79	OD	0.59	1.19	1.78	2.38	2.97

	Luminous Intensities [cd/klm]									
	0	5	15	25	35	45	55	65	75	85
OA	760.87	808.34	868.14	799.69	586.53	305.34	82.84	1.92	0.63	0.40
OB	760.87	706.71	533.88	449.50	289.81	97.79	8.72	0.00	0.00	0.00
OC	760.87	731.80	609.68	428.02	226.99	64.63	7.34	0.45	0.34	0.31
OD	760.87	731.80	609.68	428.02	226.99	64.63	7.34	0.45	0.34	0.31



H[m]	D[m]	Max lux	Med lux	Alpha=41.1°+25.2°	G=15.0
1.00	1.33	804	396		
2.00	2.67	201	99		
3.00	4.00	89	44		
4.00	5.34	50	25		
5.00	6.67	32	16		

H[m]	D[m]	Max lux	Med lux	Beta=29.8°+29.8°	G=0.0
1.00	1.19	804	396		
2.00	2.38	201	99		
3.00	3.56	89	44		
4.00	4.75	50	25		
5.00	5.94	32	16		