

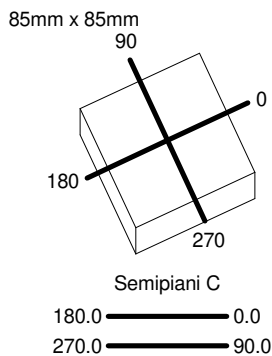
## Luminaire

Code M329905\_30°  
 Name EVERY 105 TRLS CA OR LED 2700K 2X9°NO\_30°

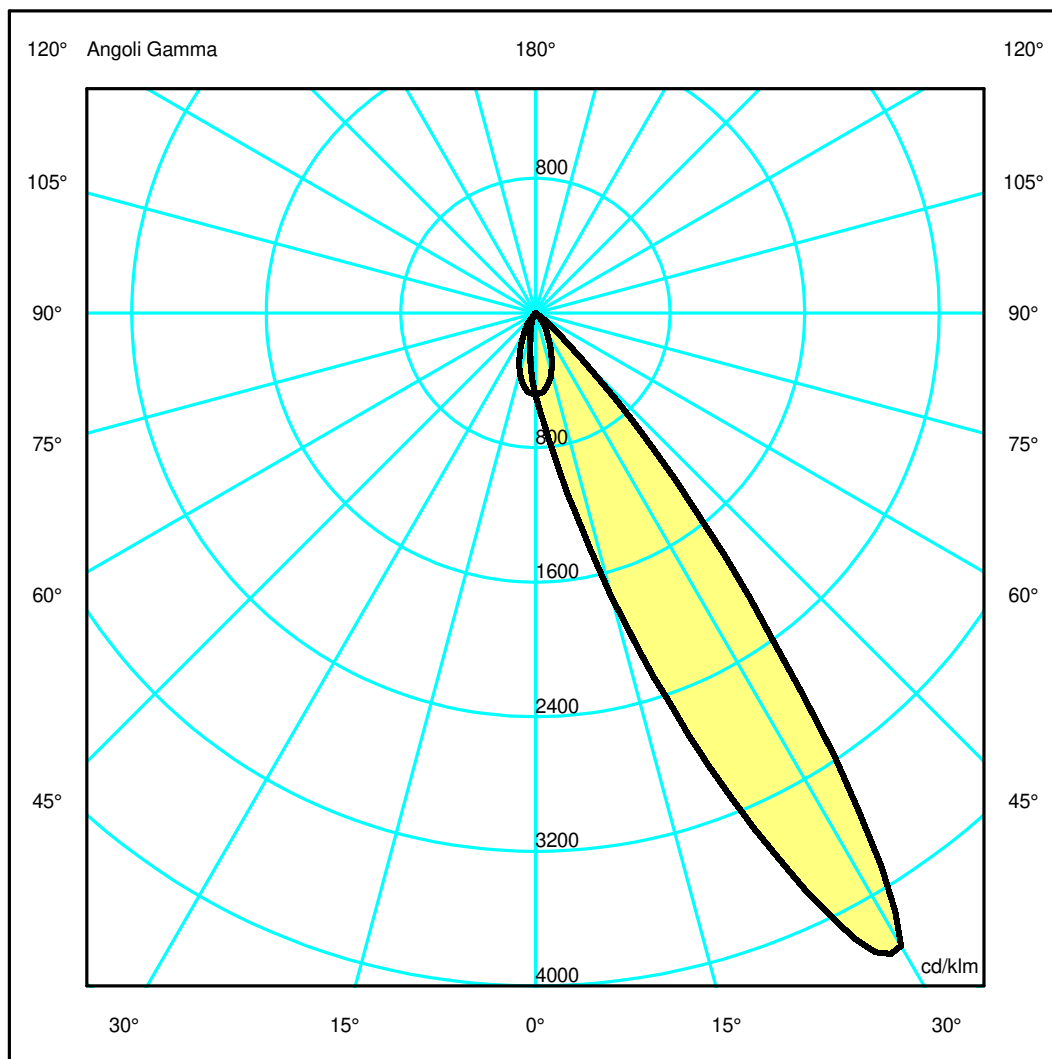
## Measurement

Code FTS2400255.  
 Name EVERY 105 TRLS CA OR LED 2700K 2X9°NO\_30°

Luminaire Flux	793 lm	Luminaire Power	10.0 W	Efficacy	79.300 lm/W	Efficiency	100.00%
Source Flux	793 lm	Maximum value	4355.53 cd/klm	Position	C=0.00 G=29.00	CG	Sym. on planes 0-180
Rectangular Luminaire		Length	85 mm	Width	85 mm	Height	130 mm
Rectangular Luminous Area		Length	80 mm	Width	80 mm	Height	0 mm
Horizontal Luminous Area		0.006400 m2		Emitting area on Plane 180°		0.000000 m2	
Emitting area on Plane 0°		0.000000 m2		Emitting area on Plane 270°		0.000000 m2	
Emitting area on Plane 90°		0.000000 m2		Glare area at 76°		0.001548 m2	
Coordinate system		CG		Symmetry Type		Sym. on planes 0-180	
Date		06-06-2024		Maximum Gamma Angle		180	
Measurement Distance		0.00		Measurement Flux		793 lm	
LED Flux=1474lm LED Power=10W Eff=54% EfcLed=147lm/W EfcLum=79lm/W CCT=2700K Ra=90 R9=50 SDCM=3 L70(9k)=50000h							
C.I.E.	91 100 100 100 100			D DIN 5040	A60		
F UTE	1.00 A			B NBN	BZ 1		



ULOR 0.03 %  
 DLOR 99.97 %  
 RN 0.03 %



## Luminaire

Code M329905\_30°  
Name EVERY 105 TRLS CA OR LED 2700K 2X9°NO\_30°

## Measurerm.

Code FTS2400255.  
Name EVERY 105 TRLS CA OR LED 2700K 2X9°NO\_30°

Luminaire Flux	793 lm	Luminaire Power	10.0 W	Efficacy	79.300 lm/W	Efficiency	100.00%
Source Flux	793 lm	Maximum value	4355.53 cd/klm	Position	C=0.00 G=29.00	CG	Sym. on planes 0-180
Rectangular Luminaire		Length	85 mm	Width	85 mm	Height	130 mm
Rectangular Luminous Area		Length	80 mm	Width	80 mm	Height	0 mm
Horizontal Luminous Area		0.006400 m2		Emitting area on Plane 180°		0.000000 m2	
Emitting area on Plane 0°		0.000000 m2		Emitting area on Plane 270°		0.000000 m2	
Emitting area on Plane 90°		0.000000 m2		Glare area at 76°		0.001548 m2	
Coordinate system		CG		Symmetry Type		Sym. on planes 0-180	
Date		06-06-2024		Maximum Gamma Angle		180	
Measurement Distance		0.00		Measurement Flux		793 lm	

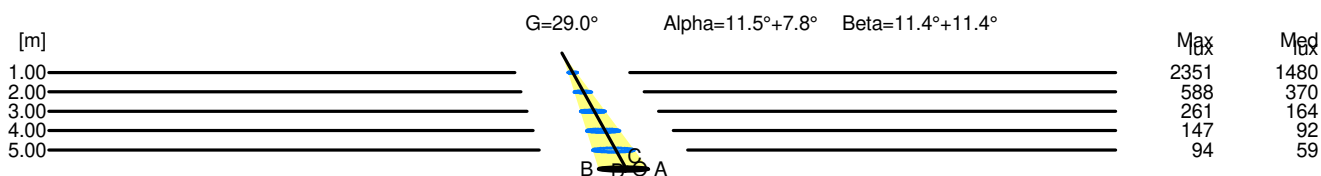
LED Flux=1474lm LED Power=10W Eff=54% EfcLed=147lm/W EfcLum=79lm/W CCT=2700K Ra=90 R9=50 SDCM=3 L70(9k)=50000h

C.I.E.	91 100 100 100 100	D DIN 5040	A60
F UTE	1.00 A	B NBN	BZ 1

### Width at 50.00 % of Max Intensity

H[m]	1.00	2.00	3.00	4.00	5.00	H[m]	1.00	2.00	3.00	4.00	5.00
OA	0.19	0.38	0.58	0.77	0.96	OC	0.23	0.46	0.69	0.92	1.15
OB	0.24	0.48	0.72	0.96	1.20	OD	0.23	0.46	0.69	0.92	1.15

	Luminous Intensities [ cd/klm]									
	0	5	15	25	35	45	55	65	75	85
OA	389.31	549.08	1388.34	2989.29	2195.64	314.06	23.34	1.10	0.27	0.23
OB	389.31	253.47	91.89	36.00	16.34	7.17	4.67	0.00	0.00	0.00
OC	389.31	373.73	286.99	155.92	67.57	10.10	1.47	0.73	0.50	0.28
OD	389.31	373.73	286.99	155.92	67.57	10.10	1.47	0.73	0.50	0.28



H[m]	D[m]	Max lux	Med lux	Alpha=11.5°+7.8°	G=29.0
1.00	0.43	2351	1480		
2.00	0.86	588	370		
3.00	1.30	261	164		
4.00	1.73	147	92		
5.00	2.16	94	59		

H[m]	D[m]	Max lux	Med lux	Beta=11.4°+11.4°	G=0.0
1.00	0.46	2351	1480		
2.00	0.92	588	370		
3.00	1.38	261	164		
4.00	1.84	147	92		
5.00	2.31	94	59		