

## Luminaire

Code M330515\_0°  
Name EVERY 80 SQ OR LED 2700K 2X9° M/N\_0°

## Measurem.

Code FTS2400128.  
Name EVERY 80 SQ OR LED 2700K 2X9° M/N\_0°

Luminaire Flux	1097 lm	Luminaire Power	10.0 W	Efficacy	109.700 lm/W	Efficiency	100.00%
Source Flux	1097 lm	Maximum value	3295.10 cd/klm	Position	C=0.00 G=0.00	CG	Rotosymmetrical
Rectangular Luminaire		Length	80 mm	Width	80 mm	Height	115 mm
Rectangular Luminous Area		Length	60 mm	Width	60 mm	Height	0 mm
Horizontal Luminous Area	0.003600 m2			Emitting area on Plane 180°	0.000000 m2		
Emitting area on Plane 0°	0.000000 m2			Emitting area on Plane 270°	0.000000 m2		
Emitting area on Plane 90°	0.000000 m2			Glare area at 76°	0.000871 m2		
Coordinate system	CG			Symmetry Type	Rotosymmetrical		
Date	22-05-2024			Maximum Gamma Angle	180		
Measurement Distance	0.00			Measurement Flux	1097 lm		

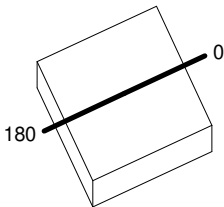
LED Flux=1474lm LED Power=10W Eff=74% EfcLed=147lm/W EfcLum=110lm/W CCT=2700K Ra=90 R9=50 SDCM=3 L70(9k)=50000h

C.I.E. 97 100 100 100 100  
F UTE 1.00 A

D DIN 5040  
B NBN

A60  
BZ 1

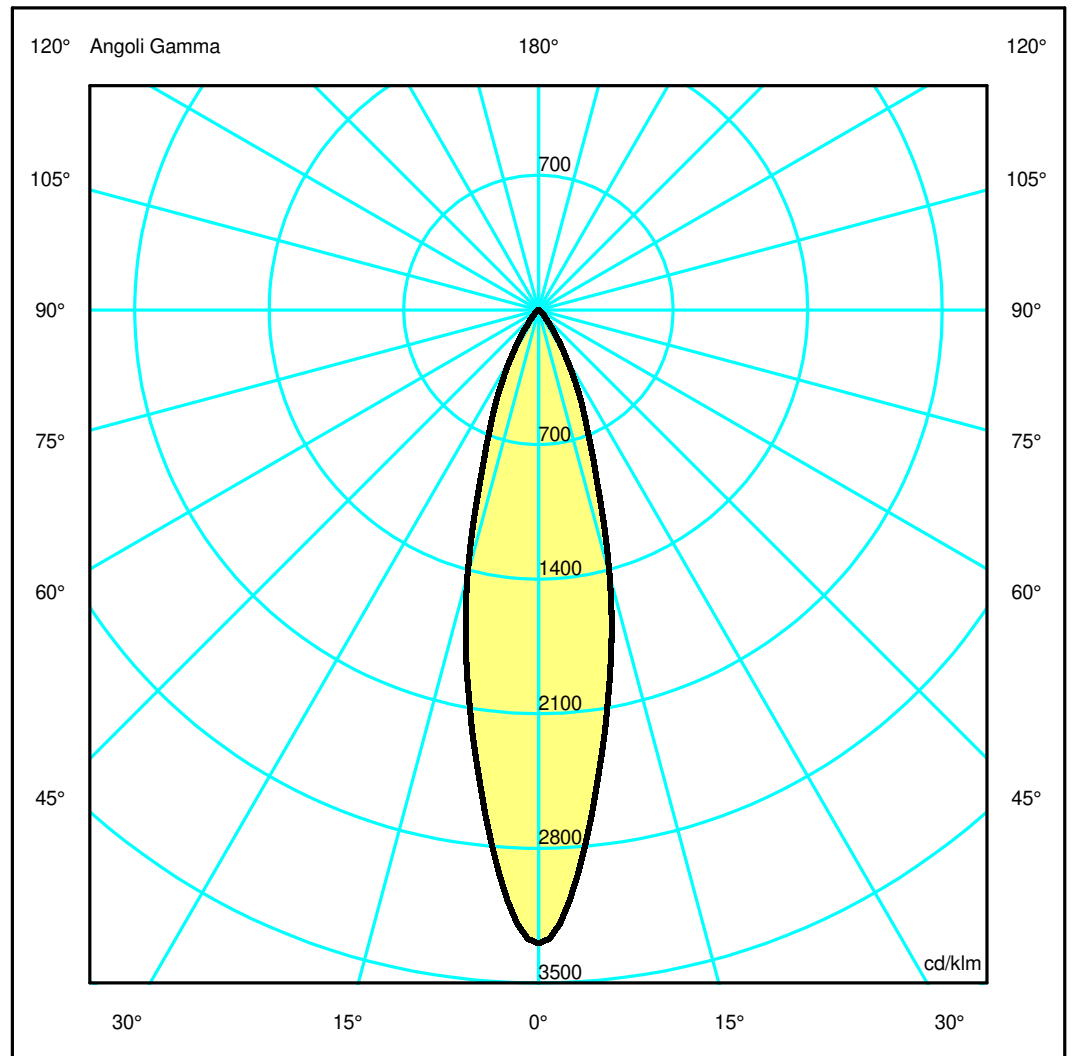
80mm x 80mm



Semipiani C

180.0 ——— 0.0

ULOR 0.00 %  
DLOR100.00 %  
RN 0.00 %



## Luminaire

Code M330515\_0°  
Name EVERY 80 SQ OR LED 2700K 2X9° M/N\_0°

## Measurum.

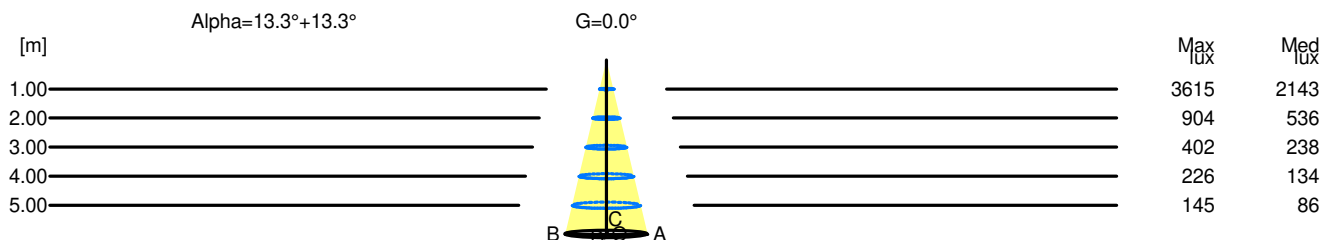
Code FTS2400128.  
Name EVERY 80 SQ OR LED 2700K 2X9° M/N\_0°

Luminaire Flux	1097 lm	Luminaire Power	10.0 W	Efficacy	109.700 lm/W	Efficiency	100.00%
Source Flux	1097 lm	Maximum value	3295.10 cd/klm	Position	C=0.00 G=0.00	CG	Rotosymmetrical
Rectangular Luminaire		Length	80 mm	Width	80 mm	Height	115 mm
Rectangular Luminous Area		Length	60 mm	Width	60 mm	Height	0 mm
Horizontal Luminous Area		0.003600 m2		Emitting area on Plane 180°		0.000000 m2	
Emitting area on Plane 0°		0.000000 m2		Emitting area on Plane 270°		0.000000 m2	
Emitting area on Plane 90°		0.000000 m2		Glare area at 76°		0.000871 m2	
Coordinate system		CG		Symmetry Type		Rotosymmetrical	
Date		22-05-2024		Maximum Gamma Angle		180	
Measurement Distance		0.00		Measurement Flux		1097 lm	
LED Flux=1474lm LED Power=10W Eff=74% EfcLed=147lm/W EfcLum=110lm/W CCT=2700K Ra=90 R9=50 SDCM=3 L70(9k)=50000h							
C.I.E.	97 100 100 100 100			D DIN 5040		A60	
F UTE	1.00 A			B NBN		BZ 1	

### Width at 50.00 % of Max Intensity

H[m]	1.00	2.00	3.00	4.00	5.00	H[m]	1.00	2.00	3.00	4.00	5.00
OA	0.24	0.47	0.71	0.95	1.19	OC	0.24	0.47	0.71	0.95	1.19
OB	0.24	0.47	0.71	0.95	1.19	OD	0.24	0.47	0.71	0.95	1.19

	Luminous Intensities [ cd/klm ]									
	0	5	15	25	35	45	55	65	75	85
OA	3614.73	3063.86	1565.27	572.39	157.99	40.90	7.71	0.40	0.27	0.23
OB	3614.73	3063.86	1565.27	572.39	157.99	40.90	7.71	0.40	0.27	0.23
OC	3614.73	3063.86	1565.27	572.39	157.99	40.90	7.71	0.40	0.27	0.23
OD	3614.73	3063.86	1565.27	572.39	157.99	40.90	7.71	0.40	0.27	0.23



H[m]	D[m]	Max lux	Med lux	Alpha=13.3°+13.3°	G=0.0
1.00	0.47	3615	2143		
2.00	0.95	904	536		
3.00	1.42	402	238		
4.00	1.90	226	134		
5.00	2.37	145	86		