

Luminaire

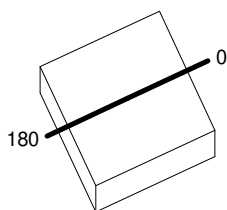
Code M330615_0°
Name EVERY 80 SQ OR LED 2700K 2X14° M/N_0°

Measurem.

Code FTS2400129.
Name EVERY 80 SQ OR LED 2700K 2X14° M/N_0°

Luminaire Flux	1033 lm	Luminaire Power	10.0 W	Efficacy	103.300 lm/W	Efficiency	100.00%
Source Flux	1033 lm	Maximum value	2351.86 cd/klm	Position	C=0.00 G=0.00	CG	Rotosymmetrical
Rectangular Luminaire		Length	80 mm	Width	80 mm	Height	115 mm
Rectangular Luminous Area		Length	60 mm	Width	60 mm	Height	0 mm
Horizontal Luminous Area		0.003600 m2		Emitting area on Plane 180°		0.000000 m2	
Emitting area on Plane 0°		0.000000 m2		Emitting area on Plane 270°		0.000000 m2	
Emitting area on Plane 90°		0.000000 m2		Glare area at 76°		0.000871 m2	
Coordinate system		CG		Symmetry Type		Rotosymmetrical	
Date		22-05-2024		Maximum Gamma Angle		180	
Measurement Distance		0.00		Measurement Flux		1033 lm	
LED Flux=1474lm LED Power=10W Eff=70% EfcLed=147lm/W EfcLum=103lm/W CCT=2700K Ra=90 R9=50 SDCM=3 L70(9k)=50000h							
C.I.E.	96 100 100 100 100			D DIN 5040	A60		
F UTE	1.00 A			B NBN	BZ 1		

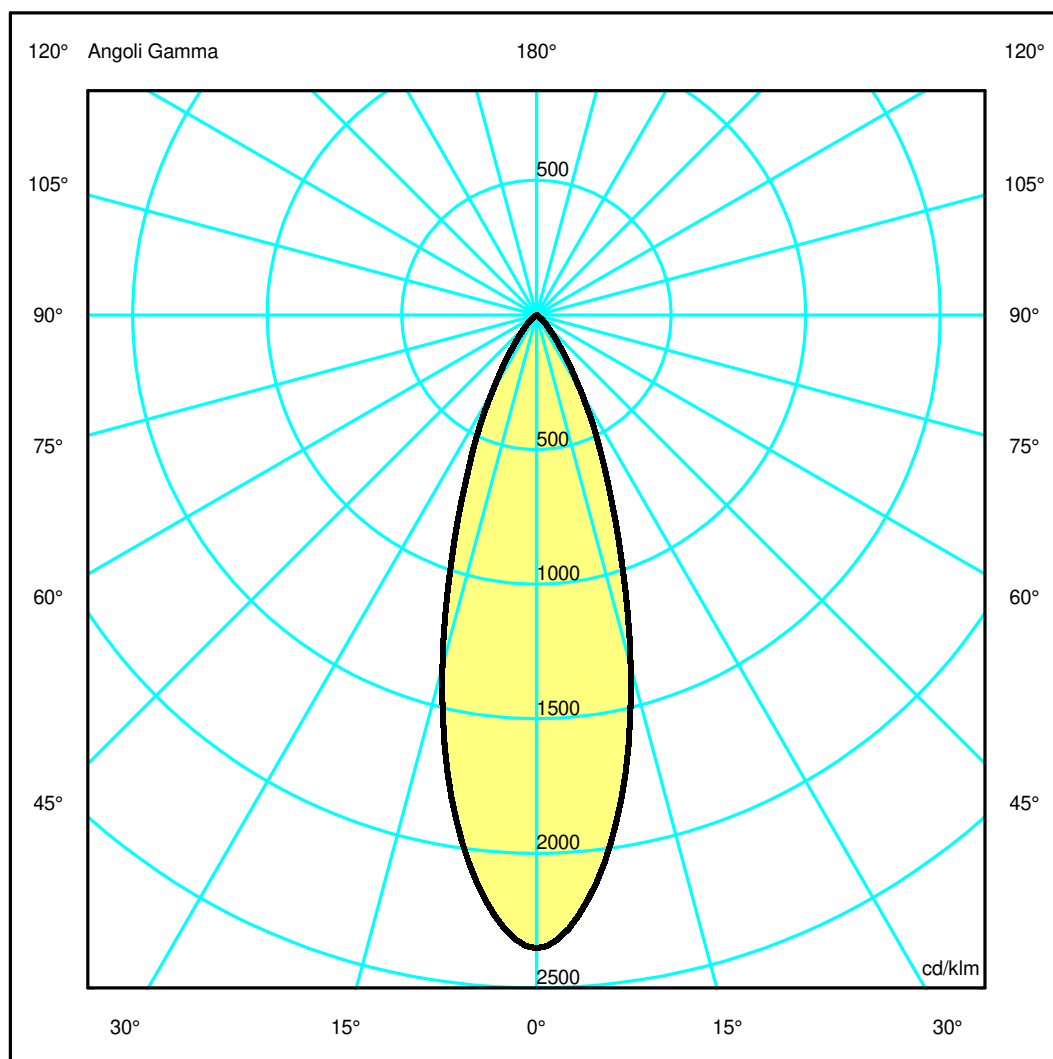
80mm x 80mm



Semipiani C

180.0 ——— 0.0

ULOR 0.00 %
DLOR 100.00 %
RN 0.00 %



Luminaire

Code M330615_0°
Name EVERY 80 SQ OR LED 2700K 2X14° M/N_0°

Measurment.

Code FTS2400129.
Name EVERY 80 SQ OR LED 2700K 2X14° M/N_0°

Luminaire Flux	1033 lm	Luminaire Power	10.0 W	Efficacy	103.300 lm/W	Efficiency	100.00%
Source Flux	1033 lm	Maximum value	2351.86 cd/klm	Position	C=0.00 G=0.00	CG	Rotosymmetrical
Rectangular Luminaire		Length	80 mm	Width	80 mm	Height	115 mm
Rectangular Luminous Area		Length	60 mm	Width	60 mm	Height	0 mm
Horizontal Luminous Area		0.003600 m2		Emitting area on Plane 180°		0.000000 m2	
Emitting area on Plane 0°		0.000000 m2		Emitting area on Plane 270°		0.000000 m2	
Emitting area on Plane 90°		0.000000 m2		Glare area at 76°		0.000871 m2	
Coordinate system		CG		Symmetry Type		Rotosymmetrical	
Date		22-05-2024		Maximum Gamma Angle		180	
Measurement Distance		0.00		Measurement Flux		1033 lm	

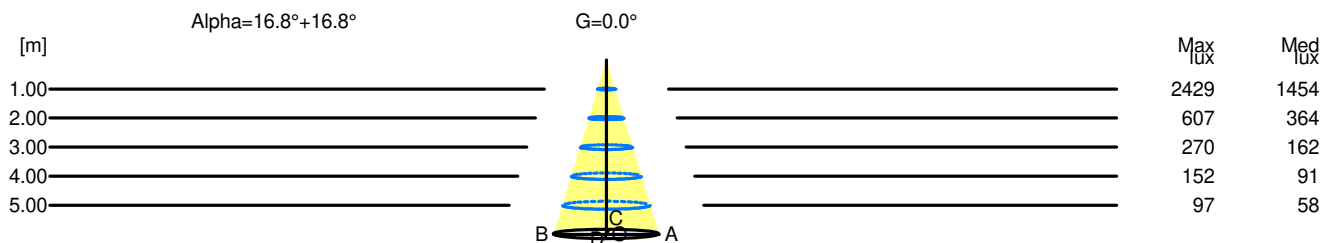
LED Flux=1474lm LED Power=10W Eff=70% EfcLed=147lm/W EfcLum=103lm/W CCT=2700K Ra=90 R9=50 SDCM=3 L70(9k)=50000h

C.I.E.	96 100 100 100 100	D DIN 5040	A60
F UTE	1.00 A	B NBN	BZ 1

Width at 50.00 % of Max Intensity

H[m]	1.00	2.00	3.00	4.00	5.00	H[m]	1.00	2.00	3.00	4.00	5.00
OA	0.30	0.61	0.91	1.21	1.51	OC	0.30	0.61	0.91	1.21	1.51
OB	0.30	0.61	0.91	1.21	1.51	OD	0.30	0.61	0.91	1.21	1.51

	Luminous Intensities [cd/klm]									
	0	5	15	25	35	45	55	65	75	85
OA	2429.47	2253.23	1396.62	584.16	188.43	53.54	11.08	0.43	0.27	0.23
OB	2429.47	2253.23	1396.62	584.16	188.43	53.54	11.08	0.43	0.27	0.23
OC	2429.47	2253.23	1396.62	584.16	188.43	53.54	11.08	0.43	0.27	0.23
OD	2429.47	2253.23	1396.62	584.16	188.43	53.54	11.08	0.43	0.27	0.23



H[m]	D[m]	Max lux	Med lux	Alpha=16.8°+16.8°	G=0.0
1.00	0.61	2429	1454		
2.00	1.21	607	364		
3.00	1.82	270	162		
4.00	2.42	152	91		
5.00	3.03	97	58		