

## Luminaire

Code NL1907460Y004  
 Name Parabola 100 Adjustable 60° finitura nera 2700K

## Measurem.

Code FTS1601916  
 Name Parabola 100 Adjustable 60° finitura nera 2700K

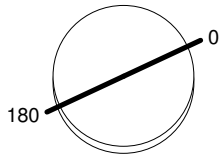
Luminaire Flux	1215.25 lm	Luminaire Power	17.00 W	Efficacy	71.49 lm/W	Efficiency	100.00%
Lamps Flux	1215.25 lm	Maximum value	910.61 cd/klm	Position	C=0.00 G=2.00	CG	Rotosymmetrical
Round Luminaire Round Luminous Area		Diam. Diam.	100 mm 75 mm	Height Height	100 mm 0 mm		
Horizontal Luminous Area Emitting area on Plane 0° Emitting area on Plane 90°		0.004418 m2 0.000000 m2 0.000000 m2		Emitting area on Plane 180° Emitting area on Plane 270° Glare area at 76°		0.000000 m2 0.000000 m2 0.001069 m2	
Coordinate system Date Measurement Distance		CG 12-12-2014 0.00		Symmetry Type Maximum Gamma Angle Measurement Flux		Rotosymmetrical 90 1215.25 lm	

LED Flux=2012lm LED Power=17W Eff=60,4% EfcLed=118lm/W EfcLum=71lm/W Ra=90 SDCM=3 L70(6K)=60000h

C.I.E. 80 96 100 100 100  
 F UTE 1.00 B

D DIN 5040 A60  
 B NBN BZ 1

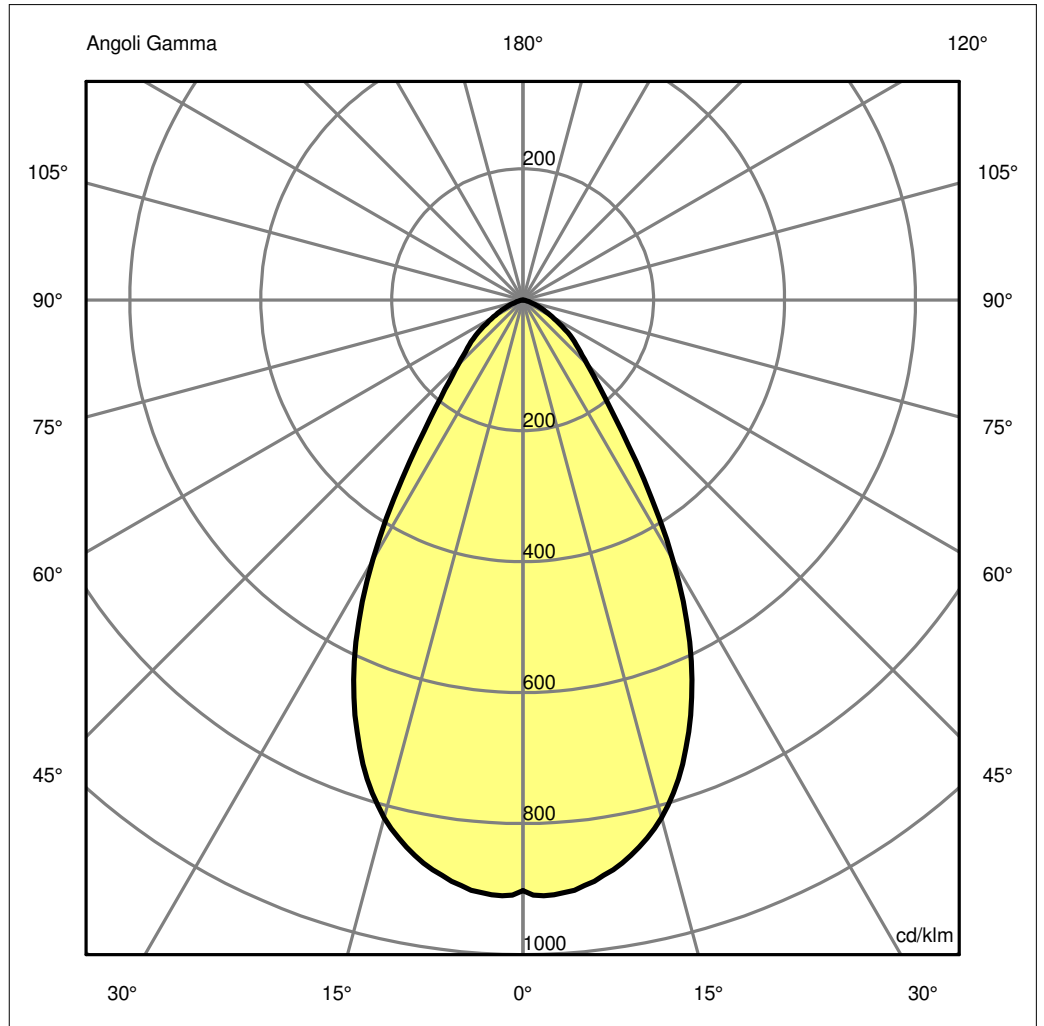
Diam=100mm



Semipiani C

180.0 ——— 0.0

ULOR 0.00 %  
 DLOR 100.00 %  
 RN 0.00 %



## Luminaire

Code NL1907460Y004  
Name Parabola 100 Adjustable 60° finitura nera 2700K

## Measurement

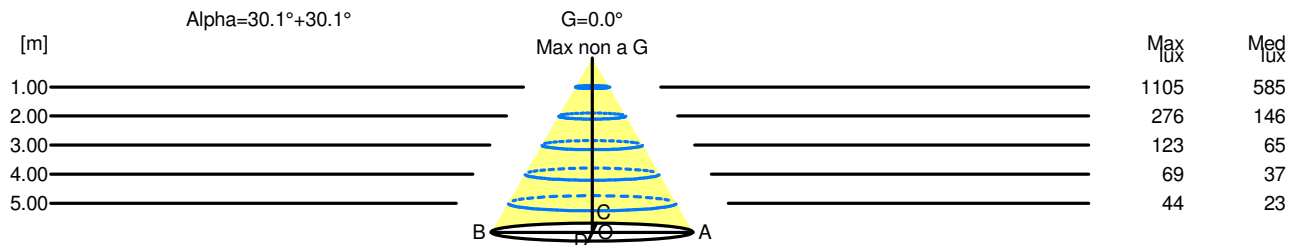
Code FTS1601916  
Name Parabola 100 Adjustable 60° finitura nera 2700K

Luminaire Flux	1215.25 lm	Luminaire Power	17.00 W	Efficacy	71.49 lm/W	Efficiency	100.00%
Lamps Flux	1215.25 lm	Maximum value	910.61 cd/klm	Position	C=0.00 G=2.00	CG	Rotosymmetrical
Round Luminaire		Diam.	100 mm	Height	100 mm		
Round Luminous Area		Diam.	75 mm	Height	0 mm		
Horizontal Luminous Area	0.004418 m2			Emitting area on Plane 180°		0.000000 m2	
Emitting area on Plane 0°	0.000000 m2			Emitting area on Plane 270°		0.000000 m2	
Emitting area on Plane 90°	0.000000 m2			Glare area at 76°		0.001069 m2	
Coordinate system	CG			Symmetry Type		Rotosymmetrical	
Date	12-12-2014			Maximum Gamma Angle		90	
Measurement Distance	0.00			Measurement Flux		1215.25 lm	
LED Flux=2012lm LED Power=17W Eff=60,4% EfcLed=118lm/W EfcLum=71lm/W Ra=90 SDCM=3 L70(6K)=60000h							
C.I.E.	80 96 100 100 100			D DIN 5040	A60		
F UTE	1.00 B			B NBN	BZ 1		

### Width at 50.00 % of Max Intensity

H[m]	1.00	2.00	3.00	4.00	5.00	H[m]	1.00	2.00	3.00	4.00	5.00
OA	0.58	1.16	1.74	2.32	2.90	OC	0.58	1.16	1.74	2.32	2.90
OB	0.58	1.16	1.74	2.32	2.90	OD	0.58	1.16	1.74	2.32	2.90

	Luminous Intensities [ cd/klm]									
	0	5	15	25	35	45	55	65	75	85
OA	1096.17	1099.73	994.80	739.89	366.74	169.06	95.30	38.72	7.91	0.00
OB	1096.17	1099.73	994.80	739.89	366.74	169.06	95.30	38.72	7.91	0.00
OC	1096.17	1099.73	994.80	739.89	366.74	169.06	95.30	38.72	7.91	0.00
OD	1096.17	1099.73	994.80	739.89	366.74	169.06	95.30	38.72	7.91	0.00



H[m]	D[m]	Max lux	Med lux	Alpha=30.1°+30.1°	G=0.0 Max non a G
1.00	1.16	1105	585		
2.00	2.32	276	146		
3.00	3.48	123	65		
4.00	4.63	69	37		
5.00	5.79	44	23		

**Luminaire**

Code NL1907460Y004  
 Name Parabola 100 Adjustable 60° finitura nera 2700K

**Measurement**

Code FTS1601916  
 Name Parabola 100 Adjustable 60° finitura nera 2700K

Luminaire Flux	1215.25 lm	Luminaire Power	17.00 W	Efficacy	71.49 lm/W	Efficiency	100.00%
Lamps Flux	1215.25 lm	Maximum value	910.61 cd/klm	Position	C=0.00 G=2.00	CG	Rotosymmetrical

**UGR**  
 S = 0.250

Reflectancies										
Ceiling/Cavity	0.7	0.7	0.5	0.5	0.3	0.7	0.7	0.5	0.5	0.3
Walls	0.5	0.3	0.5	0.3	0.3	0.5	0.3	0.5	0.3	0.3
WorkingPlane	0.2	0.2	0.2	0.2	0.2	0.2	0.2	0.2	0.2	0.2
RoomDimensions	ViewedCrosswise					ViewedEndwise				
x=2H y=2H	23.0	23.9	23.3	24.1	24.3	23.0	23.9	23.3	24.1	24.3
x=2H y=3H	23.3	24.1	23.6	24.3	24.5	23.3	24.1	23.6	24.3	24.5
x=2H y=4H	23.3	24.0	23.6	24.3	24.6	23.3	24.0	23.6	24.3	24.6
x=2H y=6H	23.2	23.9	23.5	24.2	24.5	23.2	23.9	23.5	24.2	24.5
x=2H y=8H	23.2	23.8	23.5	24.1	24.4	23.2	23.8	23.5	24.1	24.4
x=2H y=12H	23.1	23.7	23.5	24.1	24.4	23.1	23.7	23.5	24.1	24.4
x=4H y=2H	23.2	24.0	23.5	24.2	24.5	23.2	24.0	23.5	24.2	24.5
x=4H y=3H	23.5	24.2	23.9	24.5	24.8	23.5	24.2	23.9	24.5	24.8
x=4H y=4H	23.6	24.1	23.9	24.4	24.8	23.6	24.1	23.9	24.4	24.8
x=4H y=6H	23.5	24.0	23.9	24.3	24.7	23.5	24.0	23.9	24.3	24.7
x=4H y=8H	23.5	23.9	23.9	24.3	24.7	23.5	23.9	23.9	24.3	24.7
x=4H y=12H	23.4	23.8	23.9	24.2	24.6	23.4	23.8	23.9	24.2	24.6
x=8H y=4H	23.5	23.9	23.9	24.3	24.7	23.5	23.9	23.9	24.3	24.7
x=8H y=6H	23.4	23.8	23.9	24.2	24.6	23.4	23.8	23.9	24.2	24.6
x=8H y=8H	23.4	23.7	23.9	24.1	24.6	23.4	23.7	23.9	24.1	24.6
x=8H y=12H	23.4	23.6	23.8	24.0	24.5	23.4	23.6	23.8	24.0	24.5
x=12H y=4H	23.5	23.8	23.9	24.2	24.7	23.5	23.8	23.9	24.2	24.7
x=12H y=6H	23.4	23.7	23.9	24.1	24.6	23.4	23.7	23.9	24.1	24.6
x=12H y=8H	23.4	23.6	23.8	24.0	24.5	23.4	23.6	23.8	24.0	24.5