

Luminaire

Code NL4203125K002
 Name Everything 35 square 24° - cornice grigia - 3000K

Measurerm.

Code FTS1500191-A
 Name Everything 35 square 24° - cornice grigia - 3000K

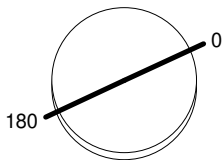
Luminaire Flux	166 lm	Luminaire Power	1.4 W	Efficacy	118.571 lm/W	Efficiency	100.00%
Source Flux	166 lm	Maximum value	3578.03 cd/klm	Position	C=0.00 G=0.00	CG	Rotosymmetrical
Round Luminaire		Diam.	34 mm	Height	48 mm		
Round Luminous Area		Diam.	22 mm	Height	0 mm		
Horizontal Luminous Area			0.000380 m2	Emitting area on Plane 180°			0.000000 m2
Emitting area on Plane 0°			0.000000 m2	Emitting area on Plane 270°			0.000000 m2
Emitting area on Plane 90°			0.000000 m2	Glare area at 76°			0.000092 m2
Coordinate system		CG		Symmetry Type		Rotosymmetrical	
Date		14-11-2023		Maximum Gamma Angle		180	
Measurement Distance		0.00		Measurement Flux		166 lm	

LED Flux=200lm LED Power=1.4W Eff=83% EfcLed=143lm/W EfcLum=119lm/W CCT=3000K Ra=80 SDCM=3 L70(6K)=50000h

C.I.E. 96 99 100 100 100
 F UTE 1.00 A

D DIN 5040
 B NBN
 A60
 BZ 1

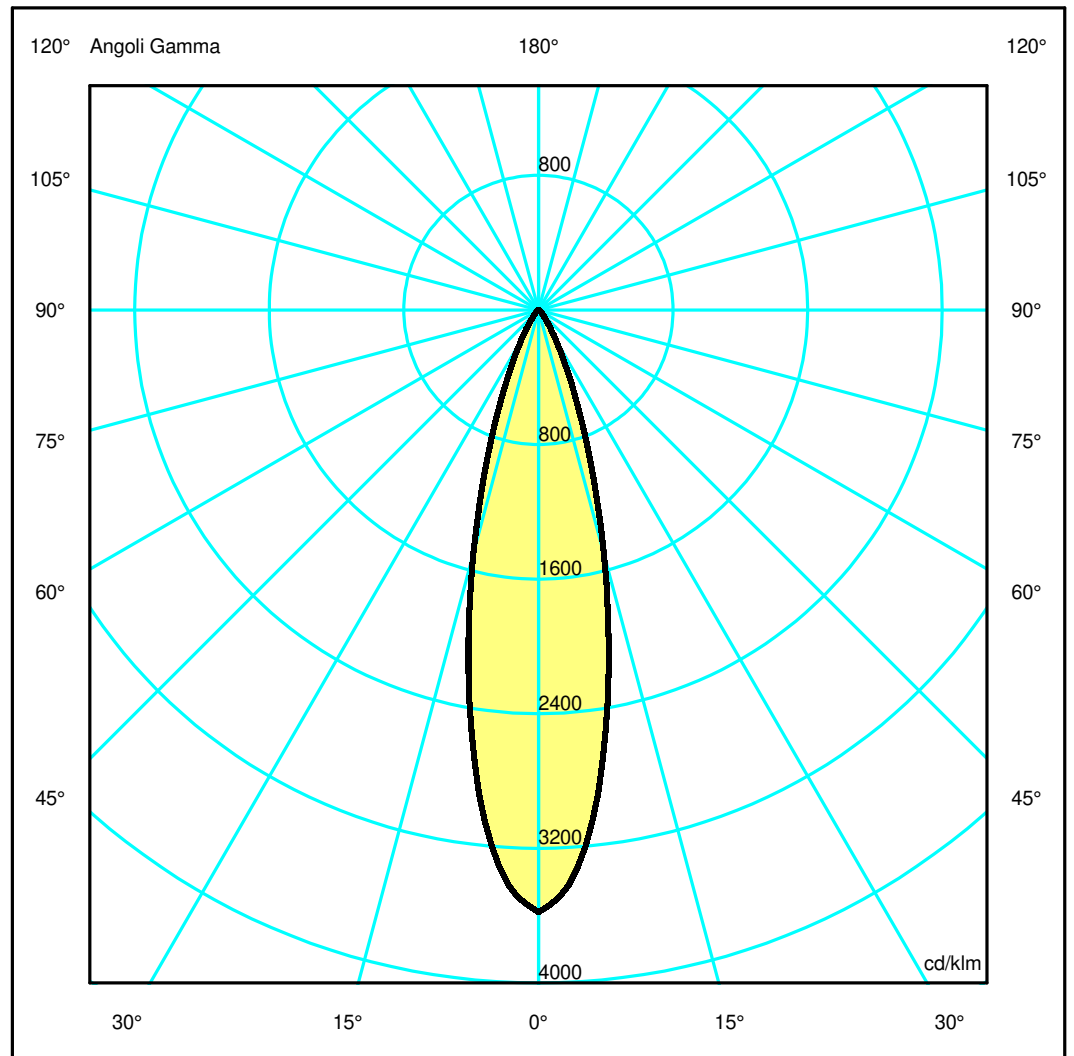
Diam=34mm



Semipiani C

180.0 ——— 0.0

ULOR 0.00 %
 DLOR 100.00 %
 RN 0.00 %



Luminaire

Code NL4203125K002
 Name Everything 35 square 24° - cornice grigia - 3000K

Measurerm.

Code FTS1500191-A
 Name Everything 35 square 24° - cornice grigia - 3000K

Luminaire Flux	166 lm	Luminaire Power	1.4 W	Efficacy	118.571 lm/W	Efficiency	100.00%
Source Flux	166 lm	Maximum value	3578.03 cd/klm	Position	C=0.00 G=0.00	CG	Rotosymmetrical
Round Luminaire		Diam.	34 mm	Height	48 mm		
Round Luminous Area		Diam.	22 mm	Height	0 mm		
Horizontal Luminous Area		0.000380 m2		Emitting area on Plane 180°		0.000000 m2	
Emitting area on Plane 0°		0.000000 m2		Emitting area on Plane 270°		0.000000 m2	
Emitting area on Plane 90°		0.000000 m2		Glare area at 76°		0.000092 m2	
Coordinate system		CG		Symmetry Type		Rotosymmetrical	
Date		14-11-2023		Maximum Gamma Angle		180	
Measurement Distance		0.00		Measurement Flux		166 lm	

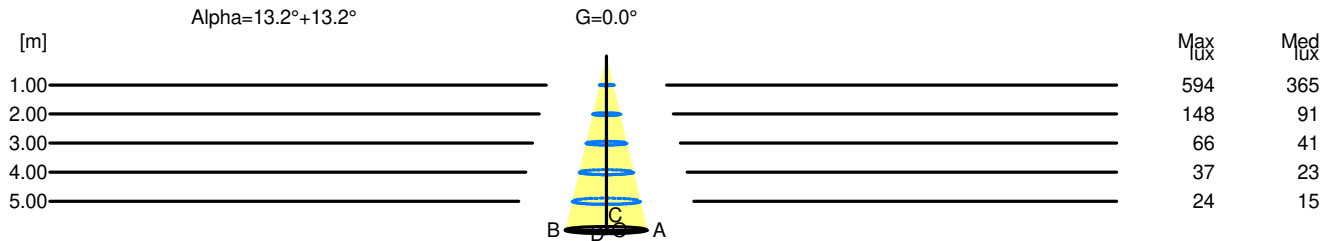
LED Flux=200lm LED Power=1.4W Eff=83% EfcLed=143lm/W EfcLum=119lm/W CCT=3000K Ra=80 SDCM=3 L70(6K)=50000h

C.I.E.	96 99 100 100 100	D DIN 5040	A60
F UTE	1.00 A	B NBN	BZ 1

Width at 50.00 % of Max Intensity

H[m]	1.00	2.00	3.00	4.00	5.00	H[m]	1.00	2.00	3.00	4.00	5.00
OA	0.24	0.47	0.71	0.94	1.18	OC	0.24	0.47	0.71	0.94	1.18
OB	0.24	0.47	0.71	0.94	1.18	OD	0.24	0.47	0.71	0.94	1.18

	Luminous Intensities [cd/klm]									
	0	5	15	25	35	45	55	65	75	85
OA	593.95	530.89	248.83	69.90	16.40	4.78	2.06	0.88	0.41	0.18
OB	593.95	530.89	248.83	69.90	16.40	4.78	2.06	0.88	0.41	0.18
OC	593.95	530.89	248.83	69.90	16.40	4.78	2.06	0.88	0.41	0.18
OD	593.95	530.89	248.83	69.90	16.40	4.78	2.06	0.88	0.41	0.18



H[m]	D[m]	Max lux	Med lux	Alpha=13.2°+13.2°	G=0.0
1.00	0.47	594	365		
2.00	0.94	148	91		
3.00	1.41	66	41		
4.00	1.88	37	23		
5.00	2.35	24	15		