

Luminaire

Code NL4203234K002
 Name Everything 55 square adjustable 34° - cornice grigia - 3000K

Measurement

Code FTS1500203-B
 Name Everything 55 square adjustable 34° - cornice grigia - 3000K

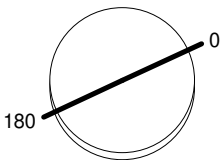
Luminaire Flux	437 lm	Luminaire Power	5.5 W	Efficacy	79.455 lm/W	Efficiency	100.00%
Source Flux	437 lm	Maximum value	2404.40 cd/klm	Position	C=0.00 G=0.00	CG	Rotosymmetrical
Round Luminaire		Diam.	55 mm	Height	80 mm		
Round Luminous Area		Diam.	37 mm	Height	0 mm		
Horizontal Luminous Area		0.001075 m2		Emitting area on Plane 180°		0.000000 m2	
Emitting area on Plane 0°		0.000000 m2		Emitting area on Plane 270°		0.000000 m2	
Emitting area on Plane 90°		0.000000 m2		Glare area at 76°		0.000260 m2	
Coordinate system		CG		Symmetry Type		Rotosymmetrical	
Date		04-06-2024		Maximum Gamma Angle		180	
Measurement Distance		0.00		Measurement Flux		437 lm	

LED Flux=686lm LED Power=5.5W Eff=64% EfcLed=125lm/W EfcLum=79lm/W CCT=3000K Ra=90 R9=50 SDCM=2 L70(24k)=145000h

C.I.E. 95 99 100 100 100
 F UTE 1.00 A

D DIN 5040
 B NBN
 A60
 BZ 1

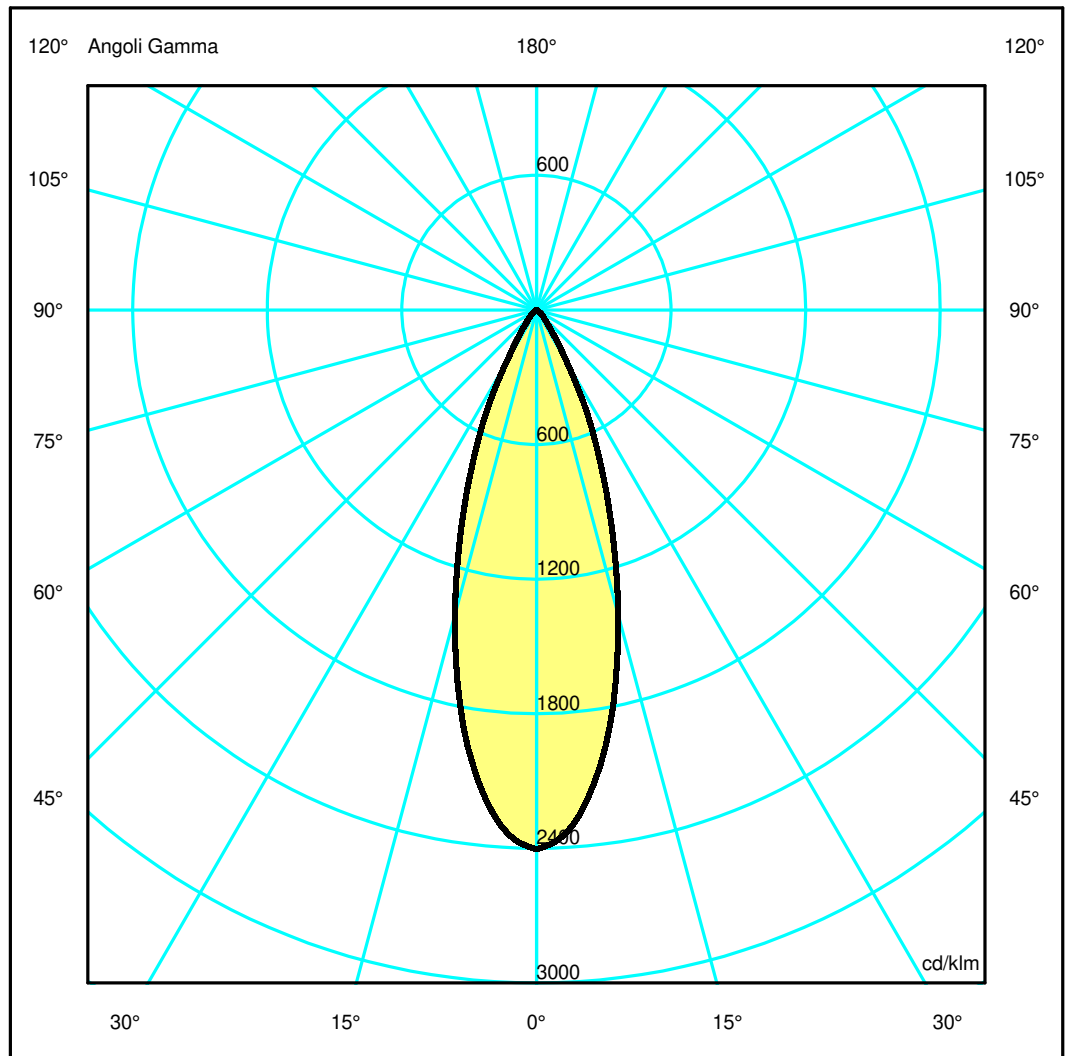
Diam=55mm



Semipiani C

180.0 ——— 0.0

ULOR 0.00 %
 DLOR 100.00 %
 RN 0.00 %



Luminaire

Code NL4203234K002
 Name Everything 55 square adjustable 34° - cornice grigia - 3000K

Measurerm.

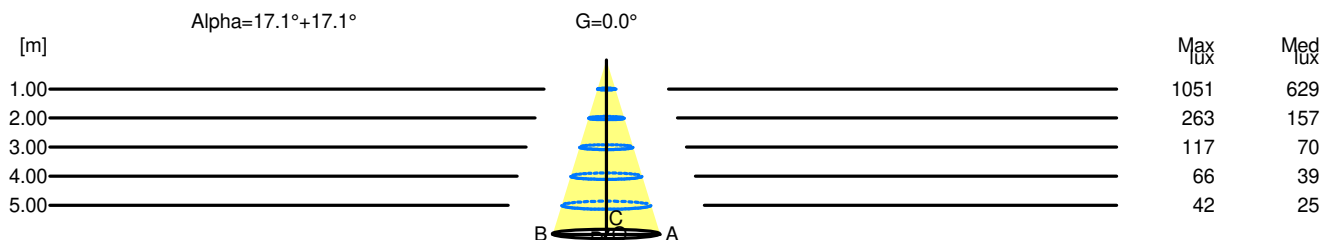
Code FTS1500203-B
 Name Everything 55 square adjustable 34° - cornice grigia - 3000K

Luminaire Flux	437 lm	Luminaire Power	5.5 W	Efficacy	79.455 lm/W	Efficiency	100.00%
Source Flux	437 lm	Maximum value	2404.40 cd/klm	Position	C=0.00 G=0.00	CG	Rotosymmetrical
Round Luminaire		Diam.	55 mm	Height	80 mm		
Round Luminous Area		Diam.	37 mm	Height	0 mm		
Horizontal Luminous Area		0.001075 m2		Emitting area on Plane 180°		0.000000 m2	
Emitting area on Plane 0°		0.000000 m2		Emitting area on Plane 270°		0.000000 m2	
Emitting area on Plane 90°		0.000000 m2		Glare area at 76°		0.000260 m2	
Coordinate system		CG		Symmetry Type		Rotosymmetrical	
Date		04-06-2024		Maximum Gamma Angle		180	
Measurement Distance		0.00		Measurement Flux		437 lm	
LED Flux=686lm LED Power=5.5W Eff=64% EfcLed=125lm/W EfcLum=79lm/W CCT=3000K Ra=90 R9=50 SDCM=2 L70(24k)=145000h							
C.I.E.	95 99 100 100 100			D DIN 5040	A60		
F UTE	1.00 A			B NBN	BZ 1		

Width at 50.00 % of Max Intensity

H[m]	1.00	2.00	3.00	4.00	5.00	H[m]	1.00	2.00	3.00	4.00	5.00
OA	0.31	0.62	0.92	1.23	1.54	OC	0.31	0.62	0.92	1.23	1.54
OB	0.31	0.62	0.92	1.23	1.54	OD	0.31	0.62	0.92	1.23	1.54

	Luminous Intensities [cd/klm]									
	0	5	15	25	35	45	55	65	75	85
OA	1050.72	983.31	614.70	253.28	55.72	18.35	7.54	3.24	1.45	0.44
OB	1050.72	983.31	614.70	253.28	55.72	18.35	7.54	3.24	1.45	0.44
OC	1050.72	983.31	614.70	253.28	55.72	18.35	7.54	3.24	1.45	0.44
OD	1050.72	983.31	614.70	253.28	55.72	18.35	7.54	3.24	1.45	0.44



H[m]	D[m]	Max lux	Med lux	Alpha=17.1°+17.1°	G=0.0
1.00	0.62	1051	629		
2.00	1.23	263	157		
3.00	1.85	117	70		
4.00	2.47	66	39		
5.00	3.08	42	25		