

Luminaire

Code T030010
Name NEEDOO CPO ROTOSIMM.DIFF VDE

Measurement

Code FTS2200110
Name NEEDOO CPO ROTOSIMM.DIFF VDE

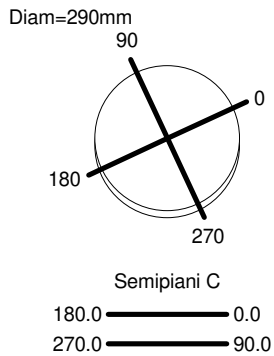
Luminaire Flux	337 lm	Luminaire Power	11.0 W	Efficacy	30.635 lm/W	Efficiency	100.00%
Source Flux	337 lm	Maximum value	293.51 cd/klm	Position	C=45.00 G=47.00	CG	Double Symmetrical
Round Luminaire		Diam.	290 mm	Height	100 mm	Height	0 mm
Rectangular Luminous Area		Length	37 mm	Width	40 mm		
Horizontal Luminous Area			0.001480 m2	Emitting area on Plane 180°			0.000000 m2
Emitting area on Plane 0°			0.000000 m2	Emitting area on Plane 270°			0.000000 m2
Emitting area on Plane 90°			0.000000 m2	Glare area at 76°			0.000358 m2
Coordinate system		CG		Symmetry Type		Double Symmetrical	
Date		19-01-2022		Maximum Gamma Angle		180	
Measurement Distance		0.00		Measurement Flux		337 lm	

LED Flux=881lm LED Power=8W Eff=38% EfcLed=110lm/W EfcLum=31lm/W CCT=3000K Ra=90 R9=50 SDCM=2 L70(6K)=50000h

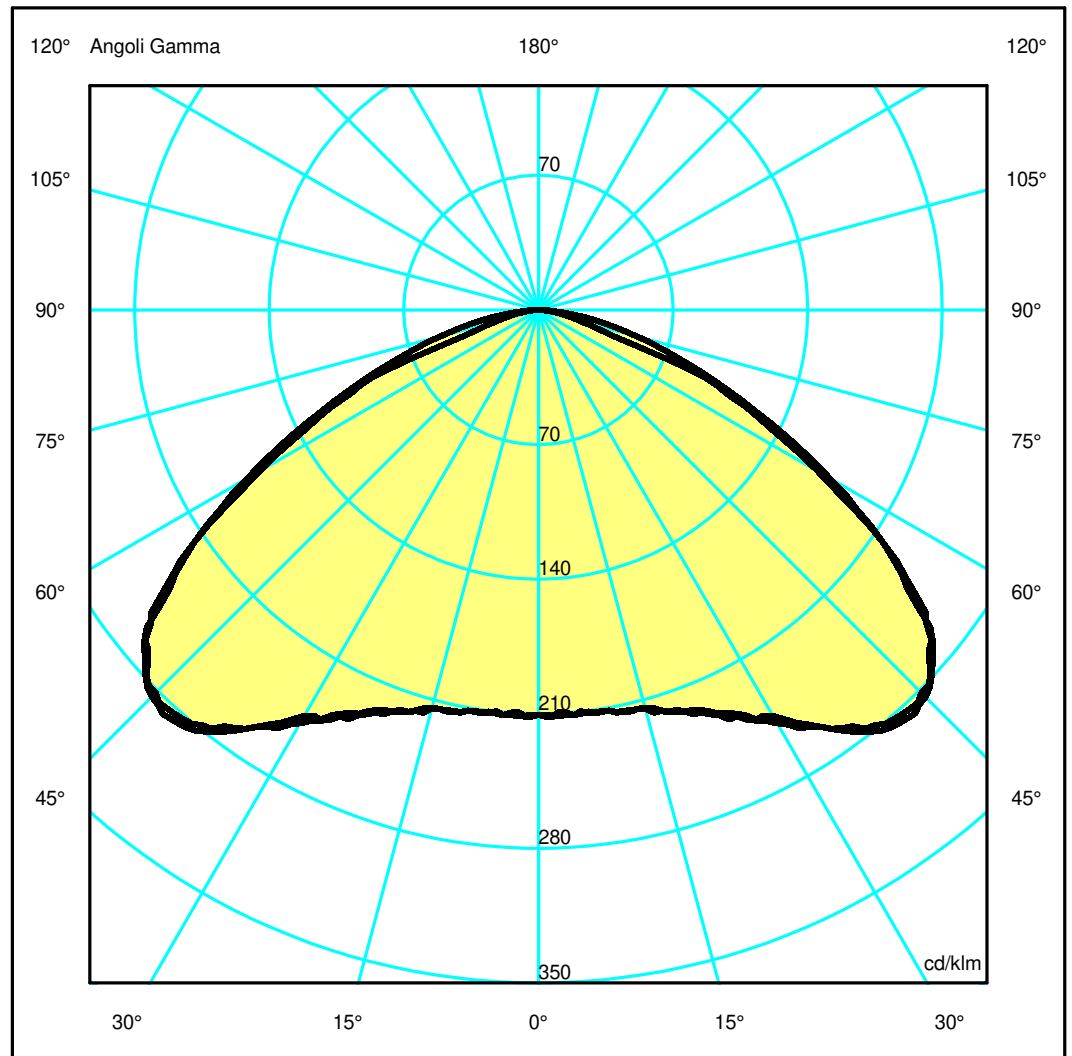
C.I.E. 38 79 97 100 100
F UTE 1.00 E

D DIN 5040
B NBN

A20
BZ 6 / 0.8 / BZ 5



ULOR 0.01 %
DLOR 99.99 %
RN 0.01 %



Luminaire

Code T030010
Name NEEDOO CPO ROTOSIMM.DIFF VDE

Measurerm.

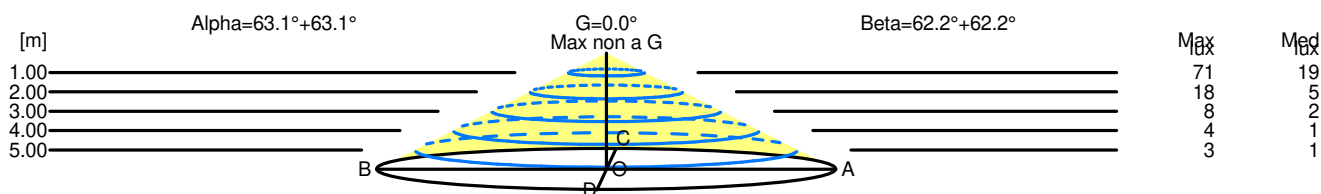
Code FTS2200110
Name NEEDOO CPO ROTOSIMM.DIFF VDE

Luminaire Flux	337 lm	Luminaire Power	11.0 W	Efficacy	30.635 lm/W	Efficiency	100.00%
Source Flux	337 lm	Maximum value	293.51 cd/klm	Position	C=45.00 G=47.00	CG	Double Symmetrical
Round Luminaire		Diam.	290 mm	Height	100 mm	Height	0 mm
Rectangular Luminous Area		Length	37 mm	Width	40 mm		
Horizontal Luminous Area		0.001480 m2		Emitting area on Plane 180°		0.000000 m2	
Emitting area on Plane 0°		0.000000 m2		Emitting area on Plane 270°		0.000000 m2	
Emitting area on Plane 90°		0.000000 m2		Glare area at 76°		0.000358 m2	
Coordinate system		CG		Symmetry Type		Double Symmetrical	
Date		19-01-2022		Maximum Gamma Angle		180	
Measurement Distance		0.00		Measurement Flux		337 lm	
LED Flux=881lm LED Power=8W Eff=38% EfcLed=110lm/W EfcLum=31lm/W CCT=3000K Ra=90 R9=50 SDCM=2 L70(6K)=50000h							
C.I.E.	38 79 97 100 100			D DIN 5040	A20		
F UTE	1.00 E			B NBN	BZ 6 / 0.8 / BZ 5		

Width at 50.00 % of Max Intensity

H[m]	1.00	2.00	3.00	4.00	5.00	H[m]	1.00	2.00	3.00	4.00	5.00
OA	1.98	3.95	5.93	7.90	9.88	OC	1.90	3.80	5.70	7.60	9.49
OB	1.98	3.95	5.93	7.90	9.88	OD	1.90	3.80	5.70	7.60	9.49

	Luminous Intensities [cd/klm]									
	0	5	15	25	35	45	55	65	75	85
OA	70.94	71.22	72.15	77.85	89.65	95.88	75.74	42.02	17.88	3.85
OB	70.94	71.22	72.15	77.85	89.65	95.88	75.74	42.02	17.88	3.85
OC	70.94	71.30	72.35	79.16	89.56	94.86	76.72	40.04	7.73	1.69
OD	70.94	71.30	72.35	79.16	89.56	94.86	76.72	40.04	7.73	1.69



H[m]	D[m]	Max lux	Med lux	Alpha=63.1°+63.1°	G=0.0°	Max non a G
1.00	3.95	71	19			
2.00	7.90	18	5			
3.00	11.85	8	2			
4.00	15.80	4	1			
5.00	19.75	3	1			

H[m]	D[m]	Max lux	Med lux	Beta=62.2°+62.2°	G=0.0°	Max non a G
1.00	3.80	71	19			
2.00	7.60	18	5			
3.00	11.39	8	2			
4.00	15.19	4	1			
5.00	18.99	3	1			