

Luminaire

Code T073030
Name O IN

Measurement

Code FTS2200006
Name O IN

Luminaire Flux	1830 lm	Luminaire Power	43.0 W	Efficacy	42.554 lm/W	Efficiency	100.00%
Source Flux	1830 lm	Maximum value	132.55 cd/klm	Position	C=0.00 G=8.00	CG	Double Symmetrical
Rectangular Luminaire		Length	900 mm	Width	40 mm	Height	900 mm
Rectangular Luminous Area		Length	900 mm	Width	20 mm	Height	900 mm
Horizontal Luminous Area		0.018000 m ²		Emitting area on Plane 180°		0.810000 m ²	
Emitting area on Plane 0°		0.810000 m ²		Emitting area on Plane 270°		0.018000 m ²	
Emitting area on Plane 90°		0.018000 m ²		Glare area at 76°		0.790294 m ²	
Coordinate system		CG		Symmetry Type		Double Symmetrical	
Date		09-02-2022		Maximum Gamma Angle		180	
Measurement Distance		0.00		Measurement Flux		1830 lm	

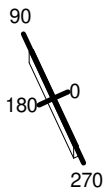
LED Flux=3255lm LED Power=34W Eff=56% EfcLed=96lm/W EfcLum=43lm/W CCT=3000K Ra=90 SDCM=3 L70(6K)=40000h

C.I.E. 35 62 82 50 100
F UTE 0.50 H + 0.50 T

D DIN 5040
B NBN

C21
BZ 6

900mm x 40mm



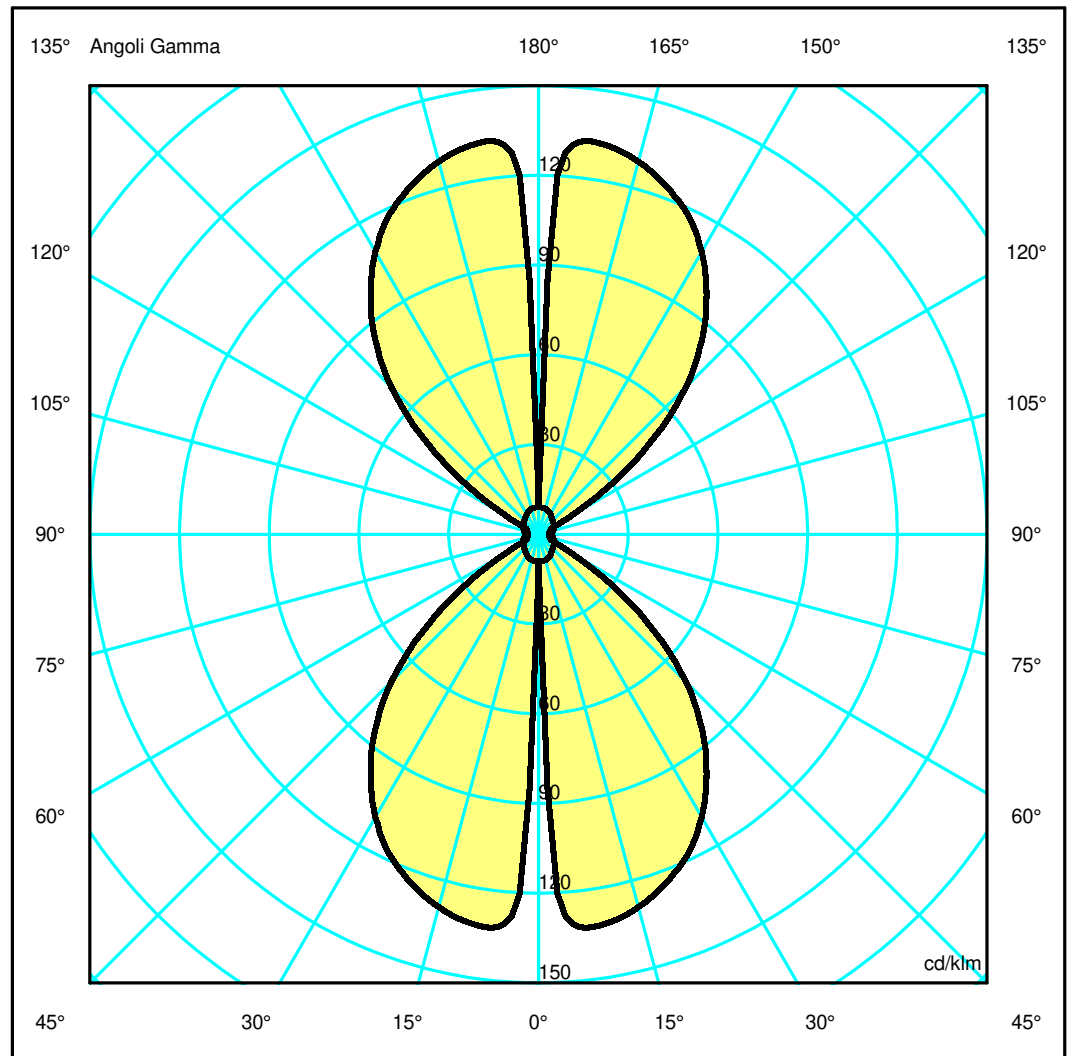
Semipiani C

180.0 ——— 0.0
270.0 ——— 90.0

ULOR 50.00 %

DLOR 50.00 %

RN 50.00 %



Luminaire

Code T073030
Name O IN

Measurem.

Code FTS2200006
Name O IN

Luminaire Flux	1830 lm	Luminaire Power	43.0 W	Efficacy	42.554 lm/W	Efficiency	100.00%
Source Flux	1830 lm	Maximum value	132.55 cd/klm	Position	C=0.00 G=8.00	CG	Double Symmetrical
Rectangular Luminaire		Length	900 mm	Width	40 mm	Height	900 mm
Rectangular Luminous Area		Length	900 mm	Width	20 mm	Height	900 mm
Horizontal Luminous Area		0.018000 m2		Emitting area on Plane 180°		0.810000 m2	
Emitting area on Plane 0°		0.810000 m2		Emitting area on Plane 270°		0.018000 m2	
Emitting area on Plane 90°		0.018000 m2		Glare area at 76°		0.790294 m2	
Coordinate system		CG		Symmetry Type		Double Symmetrical	
Date		09-02-2022		Maximum Gamma Angle		180	
Measurement Distance		0.00		Measurement Flux		1830 lm	

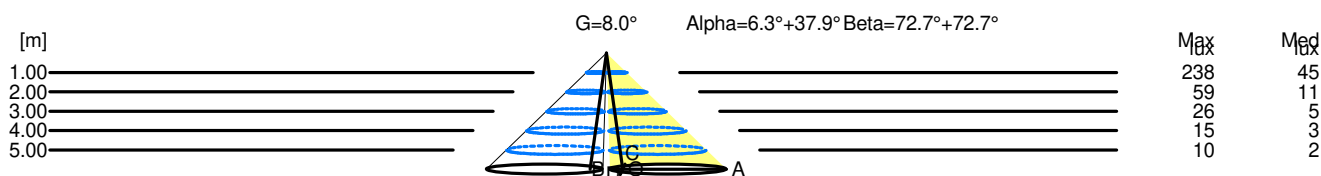
LED Flux=3255lm LED Power=34W Eff=56% EfcLed=96lm/W EfcLum=43lm/W CCT=3000K Ra=90 SDCM=3 L70(6K)=40000h

C.I.E.	35 62 82 50 100	D DIN 5040	C21
F UTE	0.50 H + 0.50 T	B NBN	BZ 6

Width at 50.00 % of Max Intensity

H[m]	1.00	2.00	3.00	4.00	5.00	H[m]	1.00	2.00	3.00	4.00	5.00
OA	0.89	1.78	2.67	3.57	4.46	OC	3.23	6.47	9.70	12.93	16.17
OB	0.11	0.22	0.33	0.44	0.55	OD	3.23	6.47	9.70	12.93	16.17

	Luminous Intensities [cd/klm]									
	0	5	15	25	35	45	55	65	75	85
OA	18.24	239.02	236.06	216.13	179.09	127.43	56.78	8.54	7.13	6.46
OB	18.24	239.02	236.06	216.13	179.09	127.43	56.78	8.54	7.13	6.46
OC	18.24	16.60	16.27	15.27	13.55	12.22	11.26	10.34	9.28	8.10
OD	18.24	16.60	16.27	15.27	13.55	12.22	11.26	10.34	9.28	8.10



H[m]	D[m]	Max lux	Med lux	Alpha=6.3°+37.9°	G=8.0
1.00	1.00	238	45		
2.00	2.00	59	11		
3.00	3.01	26	5		
4.00	4.01	15	3		
5.00	5.01	10	2		

H[m]	D[m]	Max lux	Med lux	Beta=72.7°+72.7°	G=0.0
1.00	6.47	238	45		
2.00	12.93	59	11		
3.00	19.40	26	5		
4.00	25.87	15	3		
5.00	32.34	10	2		