

Luminaire

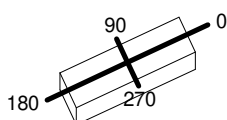
Code T082300
Name CHILONE UP 16W 3000K grigio bianco

Measurerm.

Code FTS0000903-A
Name CHILONE UP 16W 3000K grigio bianco

Luminaire Flux	865 lm	Luminaire Power	14.0 W	Efficacy	61.806 lm/W	Efficiency	100.00%
Source Flux	865 lm	Maximum value	472.09 cd/klm	Position	C=90.00 G=138.00	CG	Asymmetrical
Rectangular Luminaire		Length	50 mm	Width	170 mm	Height	200 mm
Rectangular Luminous Area		Length	28 mm	Width	147 mm	Height	0 mm
Horizontal Luminous Area		0.004116 m ²		Emitting area on Plane 180°		0.000000 m ²	
Emitting area on Plane 0°		0.000000 m ²		Emitting area on Plane 270°		0.000000 m ²	
Emitting area on Plane 90°		0.000000 m ²		Glare area at 76°		0.000996 m ²	
Coordinate system		CG		Symmetry Type		Asymmetrical	
Date		16-04-2021		Maximum Gamma Angle		180	
Measurement Distance		0.00		Measurement Flux		865 lm	
LED Flux=1307lm LED Power=12W Eff=66% EfcLed=105lm/W EfcLum=62lm/W CCT=3000K Ra=80 SDCM=5 L70(6K)=54400							
C.I.E.	0 7 38 5 100			D DIN 5040	--		
F UTE	--			B NBN	BZ 10		

50mm x 170mm



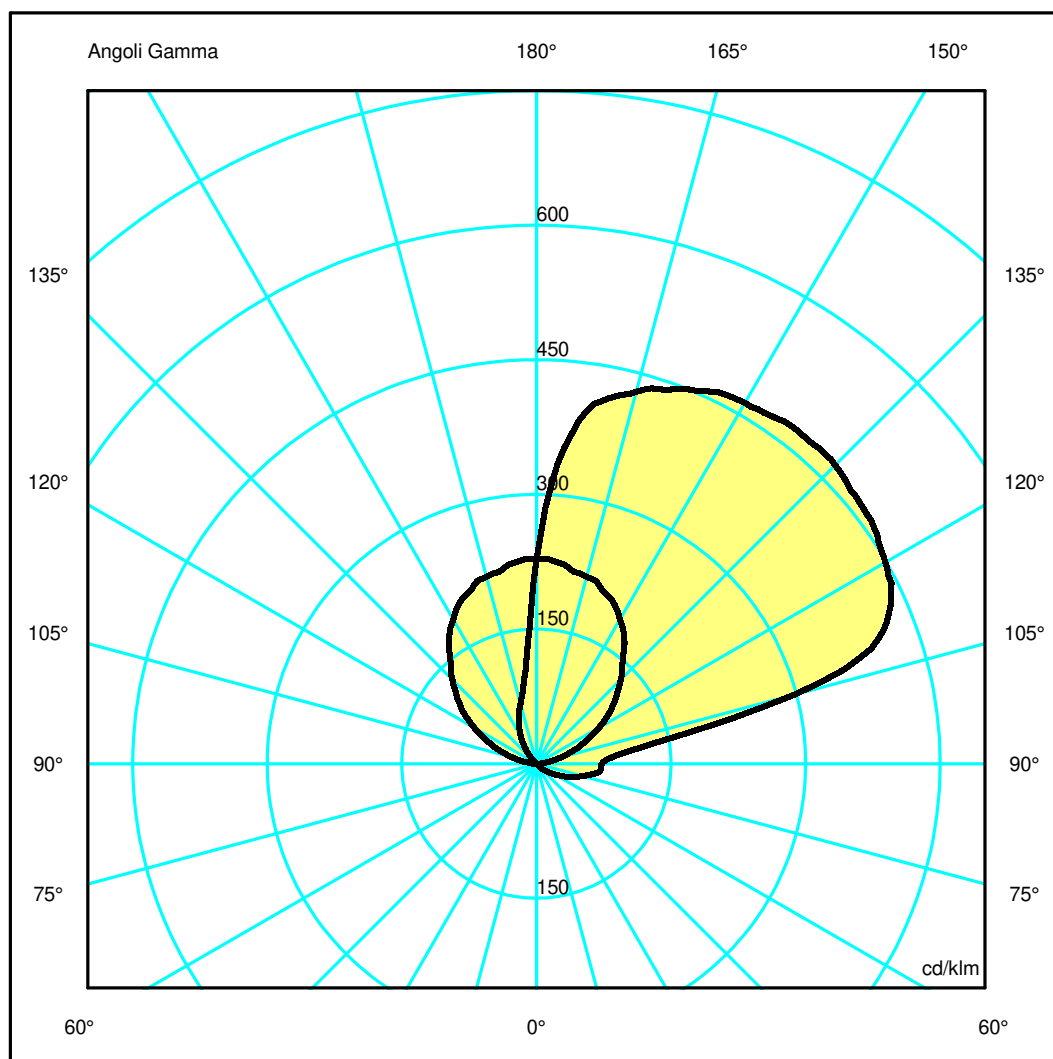
Semipiani C

180.0 — 0.0
270.0 — 90.0

ULOR 95.05 %

DLOR 4.95 %

RN 95.05 %



Luminaire

Code T082300
Name CHILONE UP 16W 3000K grigio bianco

Measurement

Code FTS0000903-A
Name CHILONE UP 16W 3000K grigio bianco

Luminaire Flux	865 lm	Luminaire Power	14.0 W	Efficacy	61.806 lm/W	Efficiency	100.00%
Source Flux	865 lm	Maximum value	472.09 cd/klm	Position	C=90.00 G=138.00	CG	Asymmetrical
Rectangular Luminaire		Length	50 mm	Width	170 mm	Height	200 mm
Rectangular Luminous Area		Length	28 mm	Width	147 mm	Height	0 mm
Horizontal Luminous Area		0.004116 m2		Emitting area on Plane 180°		0.000000 m2	
Emitting area on Plane 0°		0.000000 m2		Emitting area on Plane 270°		0.000000 m2	
Emitting area on Plane 90°		0.000000 m2		Glare area at 76°		0.000996 m2	
Coordinate system		CG		Symmetry Type		Asymmetrical	
Date		16-04-2021		Maximum Gamma Angle		180	
Measurement Distance		0.00		Measurement Flux		865 lm	

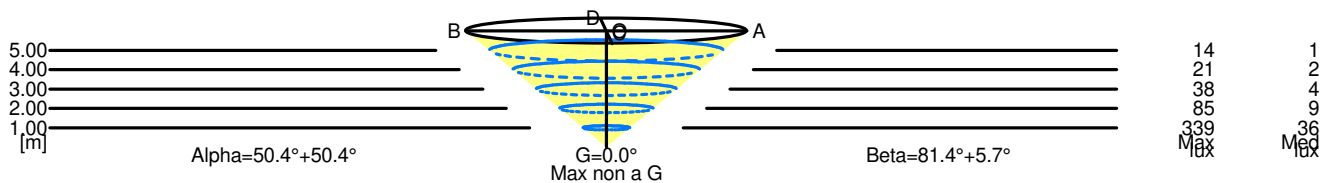
LED Flux=1307lm LED Power=12W Eff=66% EfcLed=105lm/W EfcLum=62lm/W CCT=3000K Ra=80 SDCM=5 L70(6K)=54400

C.I.E.	0 7 38 5 100	D DIN 5040	--
F UTE	--	B NBN	BZ 10

Width at 50.00 % of Max Intensity

H[m]	1.00	2.00	3.00	4.00	5.00	H[m]	1.00	2.00	3.00	4.00	5.00
OA	1.21	2.42	3.63	4.84	6.04	OC	6.59	13.18	19.77	26.36	32.95
OB	1.21	2.42	3.63	4.84	6.04	OD	0.10	0.20	0.30	0.40	0.50

		Luminous Intensities [cd/klm]									
	0	5	15	25	35	45	55	65	75	85	
OA	197.11	196.12	186.66	173.23	147.36	114.94	85.89	53.58	24.90	6.08	
OB	197.11	196.12	186.66	173.23	147.36	114.94	85.89	53.58	24.90	6.08	
OC	197.11	305.52	371.33	396.16	405.61	407.32	397.09	376.98	257.70	73.53	
OD	197.11	105.45	60.08	40.49	20.30	6.70	0.00	0.00	0.00	0.00	



5.00	12.09	14	1		
4.00	9.67	21	2		
3.00	7.25	38	4		
2.00	4.84	85	9		
1.00	2.42	339	36		
H[m]	D[m]	Max lux	Med lux	Alpha=50.4°+50.4°	Max non a G G=0.0°

5.00	33.45	14	1		
4.00	26.76	21	2		
3.00	20.07	38	4		
2.00	13.38	85	9		
1.00	6.69	339	36		
H[m]	D[m]	Max lux	Med lux	Beta=5.7°+81.4°	Max non a G G=0.0°