

## Luminaire

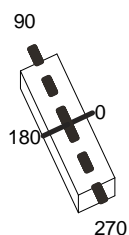
Code T083610  
Name NUDA TERRA 50 monolaterale 8W 3000K ruggine

## Measurerm.

Code FDS0000910  
Name NUDA TERRA 50 monolaterale 8W 3000K ruggine

Efficiency	100.00%	Coordinate system	CG	Total Flux	180.00 lm
Maximum value	1089.68 cd/klm	Position	C=0.00 G=58.00	Sym. on planes 0-180	
Rectangular Luminaire Round Luminous Area	Length Diam.	170 mm 130 mm	Width Height	50 mm 31 mm	Height 135 mm
Horizontal Luminous Area	0.013273 m2	Emitting area on Plane 180°		0.008060 m2	
Emitting area on Plane 0°	0.008060 m2	Emitting area on Plane 270°		0.000000 m2	
Emitting area on Plane 90°	0.000000 m2	Glare area at 76°		0.011032 m2	
Date	06-12-2013	Maximum Gamma Angle		180	
Measurement Distance	0.00	Measurement Flux		180.00 lm	
Imax=1026 cd/klm - LED Flux=410 lm - LED Power=6.8 W - Eff=44 % - EfcLED=60 lm/W - EfcLum=23 lm/W Ra=80 Typ - SDCM=7 - Life=L70(10K)>35500 ore					
C.I.E.	11 47 82 76 100	D DIN 5040	B11		
F UTE	--	B NBN	BZ 10 / 1.25 / BZ 9 / 2 / BZ 8		

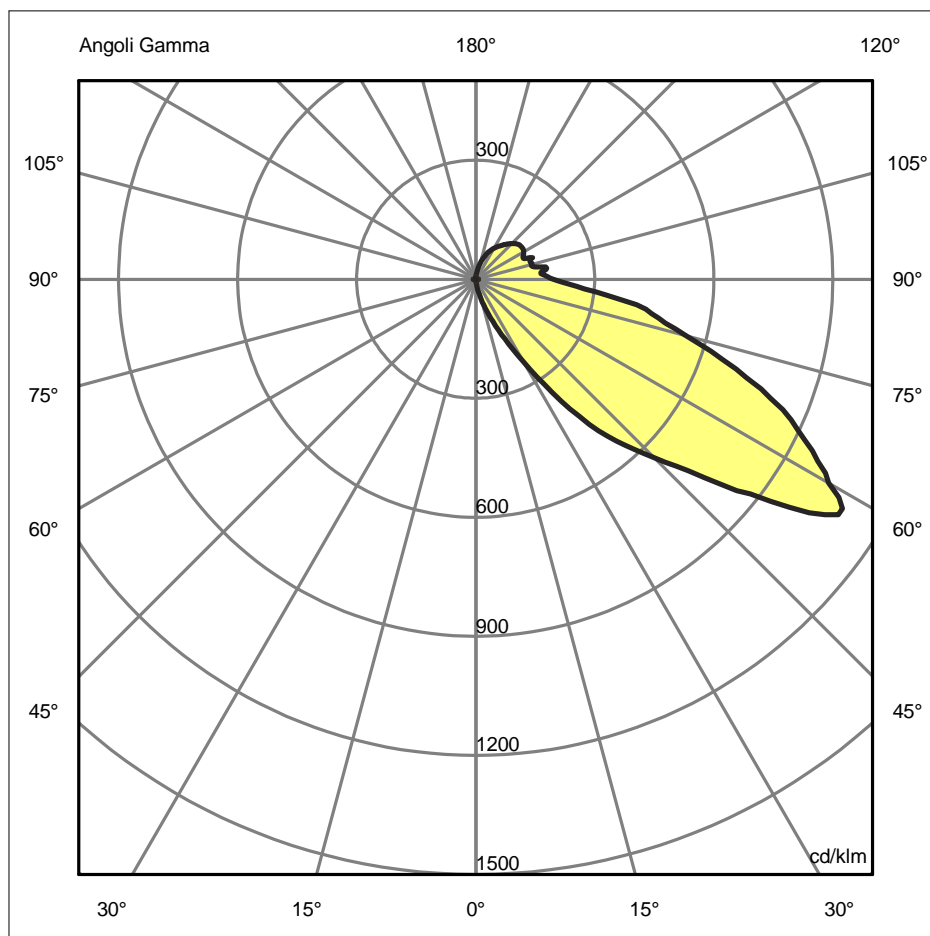
170mm x 50mm



Semipiani C

180.0 ——— 0.0  
270.0 ■■■■ 90.0

ULOR 23.75 %  
DLOR 76.25 %  
RN 23.75 %



## Luminaire

Code T083610  
Name NUDA TERRA 50 monolaterale 8W 3000K ruggine

## Measur.

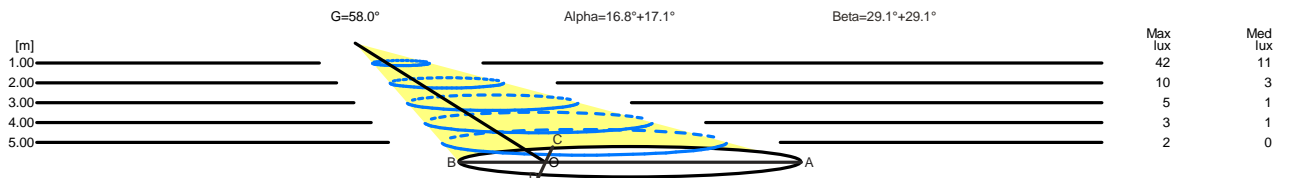
Code FDS0000910  
Name NUDA TERRA 50 monolaterale 8W 3000K ruggine

Efficiency	100.00%	Coordinate system	CG	Total Flux	180.00 lm
Maximum value	1089.68 cd/klm	Position	C=0.00 G=58.00	Sym. on planes 0-180	
Rectangular Luminaire Round Luminous Area	Length Diam.	170 mm 130 mm	Width Height	50 mm 31 mm	Height 135 mm
Horizontal Luminous Area	0.013273 m2	Emitting area on Plane 180°		0.008060 m2	
Emitting area on Plane 0°	0.008060 m2	Emitting area on Plane 270°		0.000000 m2	
Emitting area on Plane 90°	0.000000 m2	Glare area at 76°		0.011032 m2	
Date	06-12-2013	Maximum Gamma Angle	180		
Measurement Distance	0.00	Measurement Flux	180.00 lm		
Imax=1026 cd/klm - LED Flux=410 lm - LED Power=6.8 W - Eff=44 % - EfcLED=60 lm/W - EfcLum=23 lm/W Ra=80 Typ - SDCM=7 - Life=L70(10K)>35500 ore					
C.I.E.	11 47 82 76 100	D DIN 5040	B11		
F UTE	--	B NBN	BZ 10 / 1.25 / BZ 9 / 2 / BZ 8		

### Width at 50.00 % of Max Intensity

H[m]	1.00	2.00	3.00	4.00	5.00	H[m]	1.00	2.00	3.00	4.00	5.00
OA	2.15	4.31	6.46	8.61	10.76	OC	1.05	2.10	3.15	4.20	5.25
OB	0.72	1.45	2.17	2.90	3.62	OD	1.05	2.10	3.15	4.20	5.25

	Luminous Intensities [ cd/klm ]									
	0	5	15	25	35	45	55	65	75	85
OA	0.00	0.03	9.65	27.76	67.34	114.47	184.64	160.94	98.48	49.63
OB	0.00	0.03	0.04	0.05	0.06	0.07	0.08	0.09	0.10	0.12
OC	0.00	0.03	0.03	0.03	0.03	0.03	0.03	0.03	0.04	0.03
OD	0.00	0.03	0.03	0.03	0.03	0.03	0.03	0.03	0.04	0.03



H[m]	D[m]	Max lux	Med lux	Alpha=16.8°+17.1°	G=58.0
1.00	2.88	42	11		
2.00	5.76	10	3		
3.00	8.63	5	1		
4.00	11.51	3	1		
5.00	14.39	2	0		

H[m]	D[m]	Max lux	Med lux	Beta=29.1°+29.1°	G=0.0
1.00	2.10	42	11		
2.00	4.20	10	3		
3.00	6.30	5	1		
4.00	8.40	3	1		
5.00	10.50	2	0		