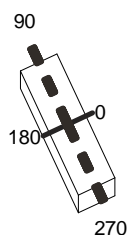


Luminaire

Code T083710
 Name NUDA TERRA 50 bilaterale 8W 3000K ruggine
Measuram.
 Code FDS0000914
 Name NUDA TERRA 50 bilaterale 8W 3000K ruggine

Efficiency	100.00%	Coordinate system	CG	Total Flux	147.00 lm
Maximum value	325.86 cd/klm	Position	C=0.00 G=47.00	Double Symmetrical	
Rectangular Luminaire	Length 170 mm	Width	50 mm	Height	135 mm
Rectangular Luminous Area	Length 130 mm	Width	50 mm	Height	30 mm
Horizontal Luminous Area	0.006500 m2	Emitting area on Plane 180°	0.003900 m2	Emitting area on Plane 270°	0.001500 m2
Emitting area on Plane 0°	0.003900 m2	Glare area at 76°	0.005357 m2		
Emitting area on Plane 90°	0.001500 m2				
Date	06-12-2013	Maximum Gamma Angle	180		
Measurement Distance	0.00	Measurement Flux	147.00 lm		
Imax=326 cd/Klm - LED Flux=410 lm - LED Power=6.8 W - Eff=36 % - EfcLED=60 lm/W - EfcLum=18 lm/W Ra=80 Typ - SDCM=7 - Life=L70(10K)>35500 ore					
C.I.E.	19 54 80 67 100	D DIN 5040	B11		
F UTE	0.67 J + 0.33 T	B NBN	BZ 9 / 1.25 / BZ 8 / 3 / BZ 7		

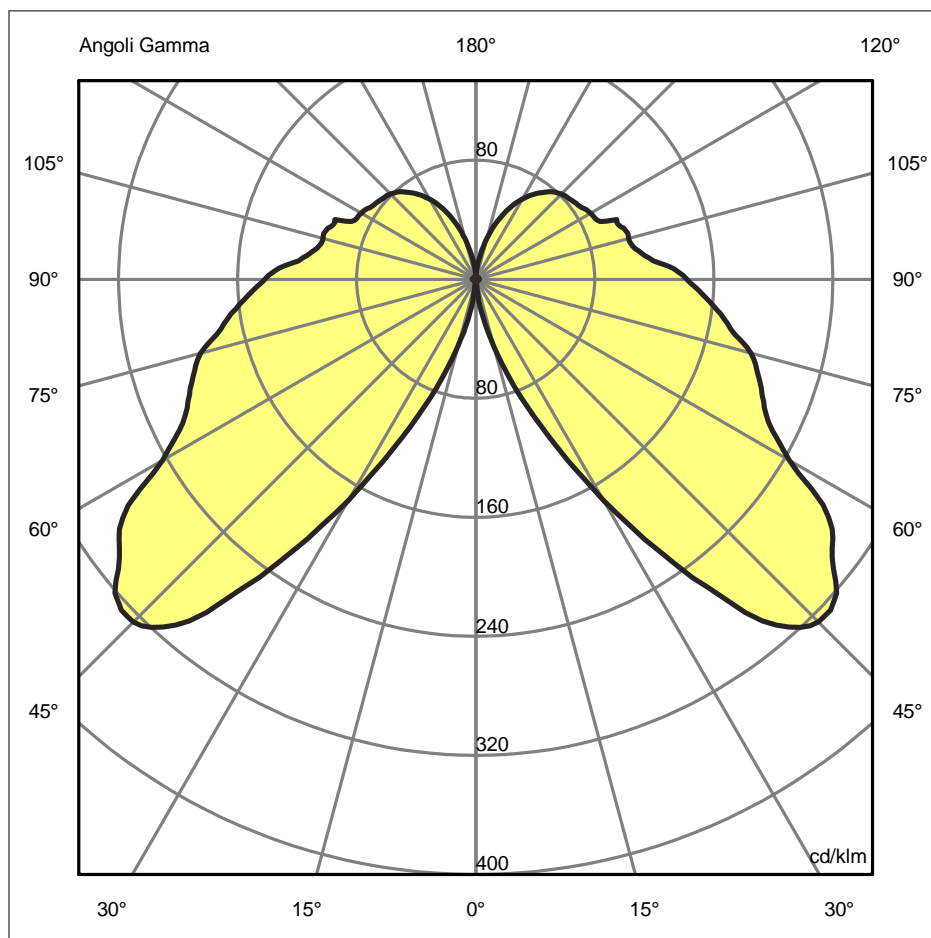
170mm x 50mm



Semipiani C

180.0 ——— 0.0
 270.0 ■■■■ 90.0

ULOR 33.09 %
 DLOR 66.91 %
 RN 33.09 %



Luminaire

Code T083710
Name NUDA TERRA 50 bilaterale 8W 3000K ruggine

Measur.

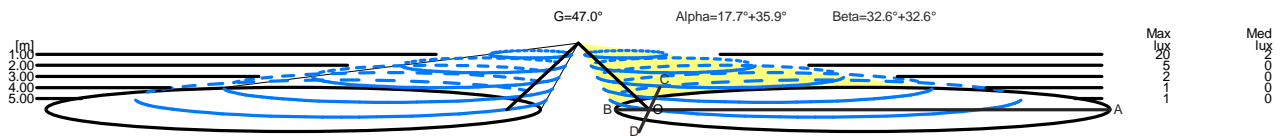
Code FDS0000914
Name NUDA TERRA 50 bilaterale 8W 3000K ruggine

Efficiency	100.00%	Coordinate system	CG	Total Flux	147.00 lm	
Maximum value	325.86 cd/klm	Position	C=0.00 G=47.00	Double Symmetrical		
Rectangular Luminaire	Length	170 mm	Width	50 mm	Height	135 mm
Rectangular Luminous Area	Length	130 mm	Width	50 mm	Height	30 mm
Horizontal Luminous Area	0.006500 m2	Emitting area on Plane 180°		0.003900 m2		
Emitting area on Plane 0°	0.003900 m2	Emitting area on Plane 270°		0.001500 m2		
Emitting area on Plane 90°	0.001500 m2	Glare area at 76°		0.005357 m2		
Date	06-12-2013	Maximum Gamma Angle	180			
Measurement Distance	0.00	Measurement Flux	147.00 lm			
Imax=326 cd/Klm - LED Flux=410 lm - LED Power=6.8 W - Eff=36% - EfcLED=60 lm/W - EfcLum=18 lm/W Ra=80 Typ - SDCM=7 - Life=L70(10K)>35500 ore						
C.I.E.	19 54 80 67 100	D DIN 5040	B11			
F UTE	0.67 J + 0.33 T	B NBN	BZ 9 / 1.25 / BZ 8 / 3 / BZ 7			

Width at 50.00 % of Max Intensity

H[m]	1.00	2.00	3.00	4.00	5.00	H[m]	1.00	2.00	3.00	4.00	5.00
OA	6.95	13.89	20.84	27.78	34.73	OC	0.94	1.87	2.81	3.74	4.68
OB	0.51	1.02	1.53	2.04	2.55	OD	0.94	1.87	2.81	3.74	4.68

	Luminous Intensities [cd/klm]									
	0	5	15	25	35	45	55	65	75	85
OA	0.00	0.03	6.87	17.25	34.32	47.87	42.99	31.67	28.14	22.98
OB	0.00	0.03	6.87	17.25	34.32	47.87	42.99	31.67	28.14	22.98
OC	0.00	0.03	0.05	0.06	0.06	0.07	0.08	0.09	0.09	0.08
OD	0.00	0.03	0.05	0.06	0.06	0.07	0.08	0.09	0.09	0.08



H[m]	D[m]	Max lux	Med lux	Alpha=17.7°+35.9°	G=47.0
1.00	7.46	20	2		
2.00	14.91	5	0		
3.00	22.37	2	0		
4.00	29.82	1	0		
5.00	37.28	1	0		

H[m]	D[m]	Max lux	Med lux	Beta=32.6°+32.6°	G=0.0
1.00	1.87	20	2		
2.00	3.74	5	0		
3.00	5.62	2	0		
4.00	7.49	1	0		
5.00	9.36	1	0		